



776EW

Product no.: 776EW

Tip cutter – pointed relieved head, same as 776E with optional safety device "wire catcher"



This is the narrowest head shape.





















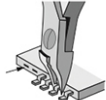







The underside is relieved and facilitates optimum access even to extremely hard-to-reach areas.

source images

The Perfect Cut - Strong, sharp and precise, every time

The Weller Erem Series 600 Micro is a range of miniature precision cutters that offers a wide variety of head shapes for access in difficult to reach areas. These micro cutters are suitable for SMD and leads (670EP, 670EPF). The cutters are made from high grade tool steel with cutting edges hardened to 63-65HRC. The precision cutters have a nonreflecting surface, are ESD safe and resharpenable.

		Type	Type of Cut	Cutting Capacity
Series 600 Micro & 2600				mm 0,03 0,1 0,2 0,3 0,4 0,5 0,6 0,7 0,8 0,9 1,0 1,1 1,2 1,3 1,4 1,5 1,6 1,7 1,8 1,9 2,0 Inch .0001 .003 .007 .011 .015 .019 .023 .027 .031 .035 .039 .043 .047 .051 .055 .059 .062 .066 .070 .074 .078
	612N 2612N		Semi Flush	
	622N 2622N		Flush	
	622TX		Flush / Carbide	
	632N 2632N		Super Full Flush	
	622NA		Flush	
	622NB 2622NB		Flush	
	676E		Flush	
	776E		Super Full Flush	
	632NCF		Super Full Flush	only for soft materials: silicone, rubber...
	670E		Flush	
	670EP		Flush	
	670EPF		Flush	for micro pitches under 0,5 mm





Technical Data

Length mm	110
Length of cutting edges mm	9
Head width mm	9
Head thickness mm	6
Head length mm	16
Max. cutting capability – hard wire mm	---
Weight in oz	1.813
Length of cutting edges Inches	0.354
Head width Inches	0.354
Head thickness Inches	0.236
Head length Inches	0.630
ESD-safe	on
Cut	Super full flush
Max. cutting capability – medium hardness mm	Ø 0,6
Max. cutting capability – copper wire mm	Ø 0,8
Length inches	4.331
Weight in g	51.4
Erem applications	Microelectronic