

4-Channel Digital Input Module 24 V DC

2- to 3-conductor connection; high-side switching

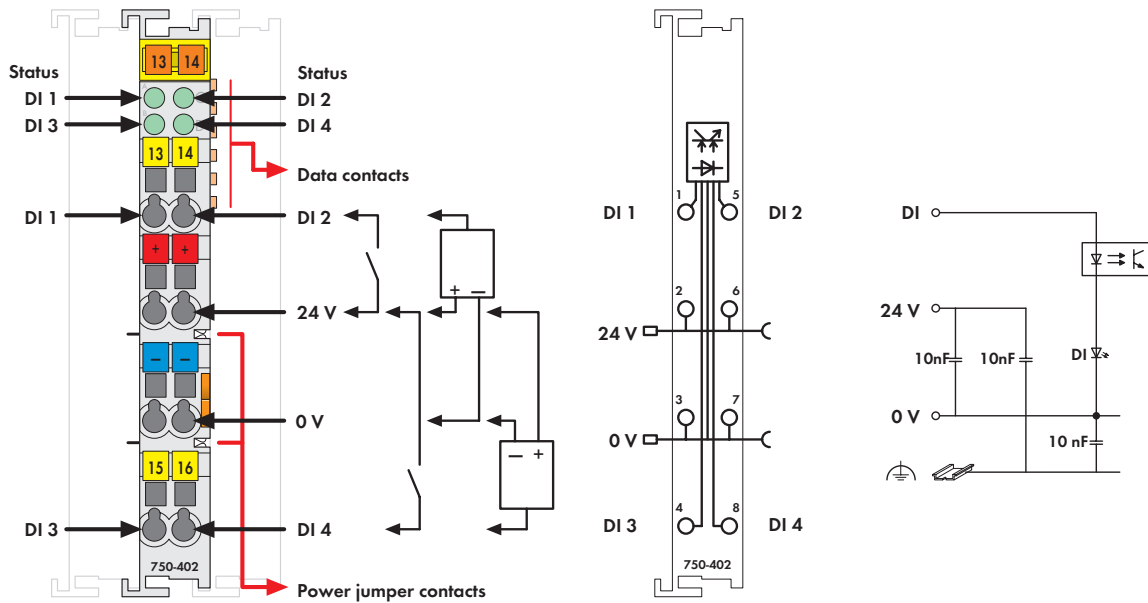






Fig. 750 Series/Technical data see page 24/Delivered without miniature WSB markers
750/753 Series marking see pages 10 ... 11 / 12 ... 13

The digital input modules receive the control signal from digital field devices (sensors, etc.).

Each input module has a noise-rejection filter. This filter is available with different time constants.

An optocoupler is used for electrical isolation between the bus and the field side.

Description	Item No.	Pack. Unit
4DI 24V DC 3.0ms	750-402	10 ¹⁾
4DI 24V DC 3.0ms/T (Operating temperature -20 °C ... +60 °C)	750-402/025-000	1
4DI 24V DC 0.2ms	750-403	10 ¹⁾
4DI 24V DC 3.0ms (without connector)	753-402	1
4DI 24V DC 0.2ms (without connector)	753-403	1
¹⁾ Also available individually		
Accessories	Item No.	Pack. Unit
 753 Series Connectors	753-110	25
 Coding elements	753-150	100
Miniature WSB Quick marking system		
 plain	248-501	5
 with marking	see pages 352 ... 353	
Approvals	Also see "Approvals Overview" in Section 1	
Conformity marking	CE	
Shipbuilding (versions upon request)	ABS, BV, DNV, GL, KR, LR*, NKK*, PRS*, RINA* *753 Series, pending	
UL 508		
ANSI/ISA 12.12.01	Class I, Div. 2, Grp. ABCD, T4	75x-402, -403
EN 60079-0, -15	I M2 / II 3 GD Ex nA IIC T4	75x-402, 753-403
EN 61241-0, -1		
EN 60079-0, -11, -15	I M2 Ex d I	750-403*
EN 61241-0, -1, -11	II 3 G Ex nA IIC T4	750-403*
	II 3 D Ex tD A22 IP6X T135 °C	750-403*
	* Permissible operating temperature: 0 °C ... +60 °C	

Technical Data	
Number of inputs	4
Current consumption (internal)	7.5 mA
Voltage via power jumper contacts	24 V DC (-25 % ... +30 %)
Signal voltage (0)	-3 V ... +5 V DC
Signal voltage (1)	15 V ... 30 V DC
Input filter	3.0 ms (750-402 / 753-402) 0.2 ms (750-403 / 753-403)
Input current (typ.)	4.5 mA
Isolation	500 V system/supply
Internal bit width	4 bits
Wire connection	CAGE CLAMP®
Cross sections	0.08 mm ² ... 2.5 mm ² / AWG 28 ... 14
Stripped lengths, 750/753 Series	8 ... 9 mm / 0.33 in 9 ... 10 mm / 0.37 in
Width	12 mm
Weight	48.5 g
EMC: CE - immunity to interference	acc. to EN 61000-6-2 (2005)
EMC: CE - emission of interference	acc. to EN 61000-6-4 (2007)
EMC: marine applications	
- immunity to interference	acc. to Germanischer Lloyd (2003)
EMC: marine applications	
- emission of interference	acc. to Germanischer Lloyd (2003)