

Miniature Fuse, 5 x 20 mm, Super-Time-Lag TT, NF, 220 VAC



NF C 93-435 · 220 VAC · Super-Time-Lag TT



Description

- Low Breaking Capacity

Standards

- UL 248-14
- NF C 93-435 - Model HA20
- Contrôle de Conformité de Qualité (CCQ)

Approvals

- UL File Number: E42088

Weblinks

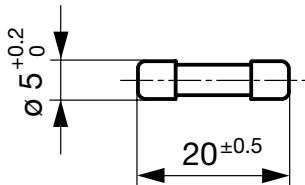

[pdf datasheet](#), [html-datasheet](#), [General Product Information](#), [Packaging details](#), [Approvals](#), [CE declaration of conformity](#), [RoHS](#), [CHINA-RoHS](#), [REACH](#), [Distributor-Stock-Check](#), [Detailed request for product](#)

Technical Data

Rated Voltage	32 - 220 VAC
Rated current	0.031 - 15 A
Breaking Capacity	40 A - 100 A
Characteristic	Super-Time-Lag TT
Mounting	Fuseholder / Clip
Admissible Ambient Air Temp.	-40 °C to 70 °C
Climatic Category	40/070/56 acc. to IEC 60068-1
Material: Tube	Glass
Material: Endcaps	Nickel-Plated Copper Alloy
Unit Weight	1.4 g
Storage Conditions	0 °C to 60 °C, max. 70% r.h.
Product Marking	Type, HA20, Rated current, Characteristic

Resistance to Vibration	acc. to NF C 20-706 / IEC 60068-2-6, test Fc
Shocks	acc. to NF C 20-706 / IEC 60068-2-27
Salt Mist	acc. to NF C 20-711 / IEC 60068-2-11

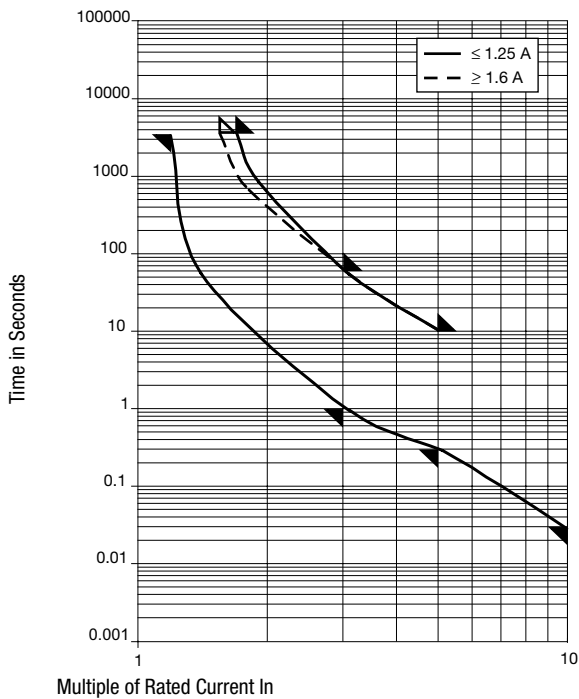
Dimension







Pre-Arcing Time

Rated Current In	1.1 x In min.	2.0 x In max.	2.1 x In max.	3.0 x In min.	3.0 x In max.	5.0 x In min.	5.0 x In max.	10.0 x In min.
0.031 A - 1.25 A	-	10 min	-	1 s	60 s	300 ms	10 s	30 ms
1.6 A - 15 A	-	-	10 min	1 s	60 s	300 ms	10 s	30 ms



Time-Current-Curves



All Variants

Rated Current [A]	Rated Voltage [VAC]	Breaking Capacity	Voltage Drop 1.0 I _n typ. [mV]	Power Dissipation 1.1 I _n typ. [mW]	Melting I ² t 10.0 Intyp. [A ² s]	   	Order Number
0.031	220	1)	3850	145	0.079	●	7030.3110
0.04	220	1)	3150	155	0.2	●	7030.3120
0.05	220	1)	2600	160	0.22	● ●	7030.3130
0.063	220	1)	2000	155	0.35	● ●	7030.3140
0.08	220	1)	1850	180	0.26	● ●	7030.3150
0.1	220	1)	1600	190	0.028	● ●	7030.3210
0.16	220	2)	745	150	0.2	● ●	7030.3230
0.2	220	2)	715	180	0.39	● ●	7030.3240
0.25	220	2)	480	150	0.4	● ●	7030.3250
0.31	220	2)	870	340	0.21	● ●	7030.3260
0.4	220	2)	665	340	0.64	● ●	7030.3270
0.5	220	2)	555	360	1	● ●	7030.3280
0.63	220	2)	460	370	1.6	● ●	7030.3290
0.8	220	2)	365	370	4.2	● ●	7030.3310
1	220	2)	295	365	9	● ●	7030.3320
1.25	220	2)	300	465	7.1	● ●	7030.3330
1.6	125	3)	280	535	22	● ●	7040.3110
2	125	3)	245	595	43	● ●	7040.3120
2.5	125	3)	210	630	128	● ●	7040.3130
3.15	125	3)	160	615	370	● ●	7040.3140
4	125	4)	165	790	260	● ●	7040.3150
5	125	4)	175	1100	440	● ●	7040.3160
6.3	125	4)	105	775	800	● ●	7040.3170
8	125	5)	105	1000	1400	●	7040.3180
10	125	5)	90	1050	2200	●	7040.3190
12.5	32	6)	55	795	890		7040.3200
15	32	6)	45	745	3400		7040.3210

Most Popular.

Rated Current [A]	Rated Voltage [VAC]	Breaking Capacity	Voltage Drop 1.0 In typ. [mV]	Power Dissipation 1.1 I _n typ. [mW]	Melting P _t 10.0 Intyp. [A ² s]	  GAM T1 NNO	Order Number
-------------------	---------------------	-------------------	-------------------------------	--	---	--	--------------

Availability for all products can be searched real-time: <http://www.schurter.com/Stock-Check/Stock-Check-SCHURTER>

- 1) NF: 60 A @ 220 VAC , p.f. = 1.0
- 1) UL: 4000 A @ 125 VAC , p.f. ≥ 0.9 / 4000 A @ 125 VDC , L/R = 5 ms
- 2) NF: 60 A @ 220 VAC , p.f. = 1.0
- 2) UL: 50 A @ 125 VAC , p.f. = 1.0 / 50 A @ 125 VDC , L/R = 5 ms
- 3) NF: 40 A @ 125 VAC , p.f. = 0.7 - 0.8
- 3) UL: 100 A @ 125 VAC , p.f. ≥ 0.9
- 4) NF: 40 A @ 125 VAC , p.f. = 0.7 - 0.8
- 4) UL: 50 A @ 125 VAC , p.f. ≥ 0.9
- 5) UL: 50 @ 125 VAC , p.f. ≥ 0.9
- 6) 100 A @ 32 VAC , p.f. ≥ 0.9

Packaging Unit Small Box Pack (10 pcs.)