



Alcoswitch

TE Internal #: 7-6437630-0

Toggle Switches, Single Pole - Double Throw Configuration (Pole-Throw), Sealed, Brass, Silver Alloy, Waterproof, Baton, On None On, 20 A

[View on TE.com >](#)

Relays, Contactors & Switches > Switches > Toggle Switches



Configuration (Pole-Throw): **Single Pole - Double Throw**

Sealed Toggle Switch: **Yes**

Contact Base Material: **Brass**

Switch Contact Plating Material: **Silver Alloy**

Toggle Switch Seal Type: **Waterproof**

Features

Product Type Features

Product Type	Switch
Sealed Toggle Switch	Yes
Toggle Style	Baton
Toggle Switch Type	Power Toggle
Toggle Actuation	Vertical

Configuration Features

Configuration (Pole-Throw)	Single Pole - Double Throw
Operating Function	On None On

Electrical Characteristics

Dielectric Strength	1500 VAC
Insulation Resistance	1000 MΩ
UL/CSA Current Rating (250V)	20 A
Contact Resistance	10 mΩ
Toggle Switch Voltage Rating	125 VAC, 250 VAC

Body Features

Toggle Switch Seal Type	Waterproof
Bushing Style	Unthreaded

Contact Features

Contact Base Material	Brass
Switch Contact Plating Material	Silver Alloy
Toggle Switch Contact Current Rating	20 A

Termination Features

Termination Type	.25 x .032 Quick Connect Terminals
------------------	------------------------------------

Mechanical Attachment

Toggle Switch Mounting Type	Panel
-----------------------------	-------

Dimensions

Toggle Length	17.48 mm [.688 in]
---------------	--------------------

Product Compliance

[For compliance documentation, visit the product page on TE.com>](#)

EU RoHS Directive 2011/65/EU	Compliant
EU ELV Directive 2000/53/EC	Compliant
China RoHS 2 Directive MIIT Order No 32, 2016	No Restricted Materials Above Threshold
EU REACH Regulation (EC) No. 1907/2006	Current ECHA Candidate List: JAN 2022 (223) Candidate List Declared Against: JAN 2022 (223) Does not contain REACH SVHC
Halogen Content	Low Halogen - Br, Cl, F, I < 900 ppm per homogenous material. Also BFR/CFR/PVC Free
Solder Process Capability	Not applicable for solder process capability

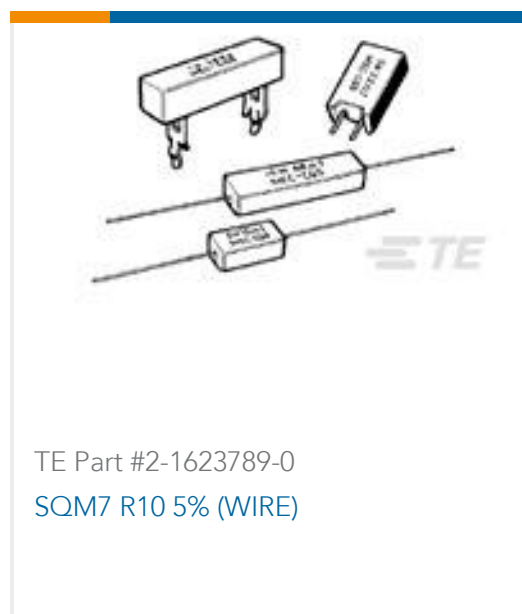
Product Compliance Disclaimer

This information is provided based on reasonable inquiry of our suppliers and represents our current actual knowledge based on the information they provided. This information is subject to change. The part numbers that TE has identified as EU RoHS compliant have a maximum concentration of 0.1% by weight in homogenous materials for lead, hexavalent chromium, mercury, PBB, PBDE, DBP, BBP, DEHP, DIBP, and 0.01% for cadmium, or qualify for an exemption to these limits as defined in the Annexes of Directive 2011/65/EU (RoHS2). Finished electrical and electronic equipment products will be CE marked as required by Directive 2011/65/EU. Components may not be CE marked. Additionally, the part numbers that TE has identified as EU ELV compliant have a maximum concentration of 0.1% by weight in homogenous materials for lead, hexavalent chromium, and mercury, and 0.01% for cadmium, or qualify for an exemption to these limits as defined in the Annexes of Directive 2000/53/EC (ELV). Regarding the REACH Regulation, the information TE provides on SVHC in articles for this part number is based on the latest European Chemicals Agency (ECHA) 'Guidance on requirements for substances in articles' posted at this URL: <https://echa.europa.eu/guidance-documents/guidance-on-reach>

Compatible Parts



Customers Also Bought



TE Part #2-1623789-0
SOM7 R10 5% (WIRE)



TE Part #2-1623774-0
C14 1K0 5% (LOOSE)



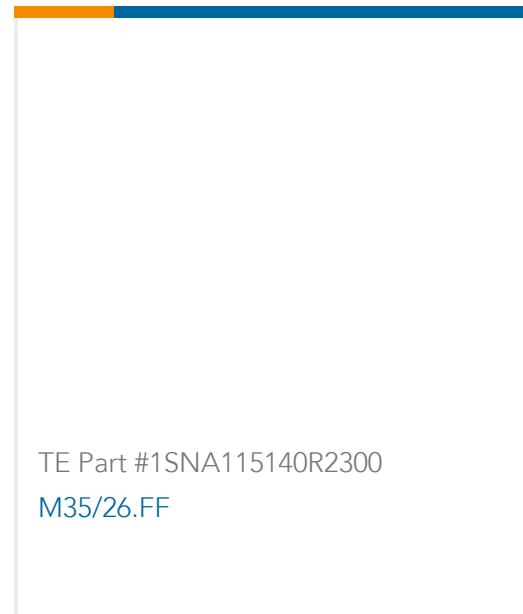
TE Part #2-1623732-2
BCHE 7 W 22K 5%



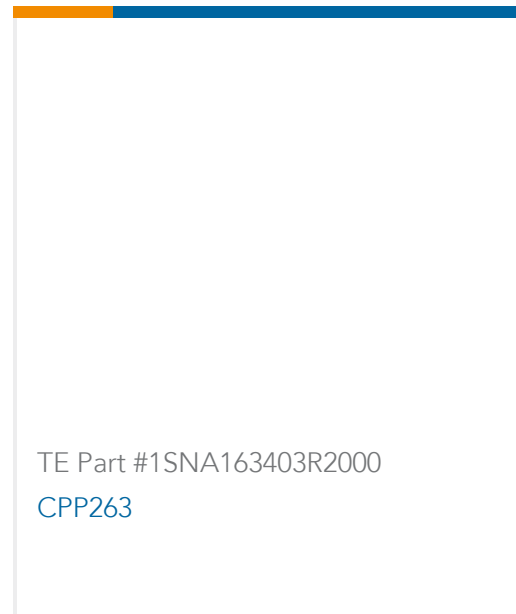
TE Part #1-6437630-1
AWTS1504



TE Part #A739623001
FLHTC0311-0.50-0



TE Part #1SNA115140R2300
M35/26.FF



TE Part #1SNA163403R2000
CPP263

Documents

Product Drawings

[AWTD1504 = POWER TOGGLE](#)

English

CAD Files

[3D PDF](#)

3D

Customer View Model

[ENG_CVM_CVM_7-6437630-0_B_c-7-6437630-0-b.2d_dxf.zip](#)

English

Customer View Model

[ENG_CVM_CVM_7-6437630-0_B_c-7-6437630-0-b.3d_igs.zip](#)

English

Customer View Model

[ENG_CVM_CVM_7-6437630-0_B_c-7-6437630-0-b.3d_stp.zip](#)

English

By downloading the CAD file I accept and agree to the [Terms and Conditions](#) of use.

Datasheets & Catalog Pages

[SWITCHES_CORE_PROGRAM_CATALOG](#)

English

[AW_SERIES_SWITCHES_QUICK_REF_GUIDE_1-1773458-8](#)

English