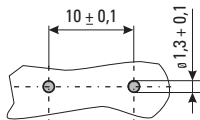


Holder / No. 652

Not for new designs - refer to No. 852 and 853

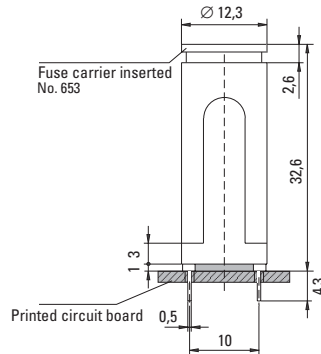


Vertical / 2-Pin



Holes in the printed circuit board: 1,3 + 0,1

PC Mount, Shocksafe 5x20mm Fuses



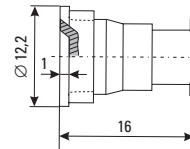
Cap / No. 653



Flush Mount Type

Design 07: without silicon washer (IP 40)

Design 04: with silicon washer (IP 54)
between holder and cap



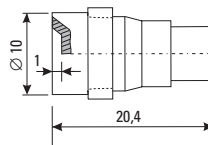
Cap / No. 655



Finger Grip Type

Design 07: without silicon washer (IP 40)

Design 04: with silicon washer (IP 54)
between holder and cap



Specifications

Standard

IEC 60127-6
UL 512
CSA C22.2. No.39

Approvals

VDE: License No. 92599
SEMKO: Certificate Nos. 9533178/9635055
UL Recognized: File No. E 70164
CSA Certified: File No. 47574



Mounting

(2) Solder pins 0.5mm x 1.1mm

Protection Class & Category

IP 40 (with Cap 653 07 & 655 07 acc. to IEC 60529)
IP 54 (with Cap 653 04 & 655 04 acc. to IEC 60529)
PC2 (IEC 60127-6)

Materials

Holder/Cap: Black Thermoplastic
Polyamide PA 6.6, UL94 V-0
Sealing Washer: Silicon (Cap 653 04 & 655 04)
Metal Parts: Copper alloy,
corrosion protected
Terminals: Solderable, tinned

Electrical Data (23°C)

Rated Voltage: 250V
Rated Current: 6.3A (VDE/SEMKO)
16A (UL/CSA)
Rated Power: 2.5W (VDE/SEMKO)

Operating Temperature

-25°C to +70°C (consider de-rating)

Climatic Test

-25°C/+70°C/21 days (IEC 60068-2-1...3)

Stock Conditions

+10°C to +60°C
relative humidity ≤ 75% yearly average,
without dew, maximum value for 30 days - 95%

Vibration Resistance

24 cycles at 15 min. each (IEC 60068-2-6)
10 - 60Hz at 0.75mm amplitude
60 - 2000Hz at 10g acceleration

Contact Resistance

≤ 5mΩ

Dielectric Strength

> 1.5 kV

Impulse Voltage

4 kV, 50 Hz, 1 min., dry

Insulation Resistance

> 10³ MΩ (500 VDC, 1 min.)

Solderability

235°C, 3 sec. (Wave)
350°C, 1 sec. (Soldering Iron)

Soldering Heat Resistance

260°C, 5 sec. (IEC 60068-2-20)

Minimum Cross Section

Conducting path - 0.2mm²

Marking

652, 250V, Approvals

Unit Weight

3.8g (Holder) / 2.0g (653) / 2.4g (655)

Order Information

Packaging

Bulk (100 pcs.)

Order Numbers

Holder	No. 652 0000 040
Cap, Flush Mount, IP 40	No. 653 0000 070
Cap, Flush Mount, IP 54	No. 653 0000 040
Cap, Finger Grip, IP 40	No. 655 0000 070
Cap, Finger Grip, IP 54	No. 655 0000 040

Specifications are subject
to change without notice

Note: 1.00 means the number one with two decimal places. 1,000 means the number one thousand.