

6-2203452-3 ✓ ACTIVE

FAKRA RF Connector System

TE Internal #: 6-2203452-3

Data Connectivity Headers, Keying Code N, Wire-to-Device, 1 Position, Vertical, Printed Circuit Board, Signal, FAKRA RF Connector System

[View on TE.com >](#)



Connectors > Automotive Connectors > Data Connectivity Systems > Data Connectivity Headers



Keying Code: **N**

Connector System: **Wire-to-Device**

Number of Positions: **1**

Sealable: **No**

Shielded: **No**

Features

Product Type Features

Board Standoff	Without
Hybrid Connector	No
Connector System	Wire-to-Device
Sealable	No
Connector & Contact Terminates To	Printed Circuit Board

Configuration Features

Keying Code	N
Number of Positions	1
PCB Mount Orientation	Vertical

Electrical Characteristics

Impedance	50 Ω
-----------	-------------

Signal Characteristics

Operating Frequency Range	0 – 6000 MHz
---------------------------	--------------

Body Features

Body Material	Other
---------------	-------

Contact Features

Center Contact	With
Contact Type	Pin



Contact Mating Area Plating Material	Gold
RF Connector Center Contact Plating Material	Other

Mechanical Attachment

Mating Retention	With
PCB Mounting Style	Through Hole - Solder
PCB Mount Retention	Without

Dimensions

Product Width	7.5 mm[.295 in]
Product Length	13.8 mm[.543 in]
Product Height	11.45 mm[.45 in]

Usage Conditions

Operating Temperature (Max)	65 °C, 70 °C, 75 °C, 80 °C, 85 °C, 90 °C, 100 °C, 105 °C[149 °F][158 °F][167 °F][176 °F][185 °F][194 °F][212 °F][221 °F]
Operating Temperature Range	-40 – 105 °C[-40 – 221 °F]

Operation/Application

Shielded	No
Circuit Application	Signal

Other

Solder Process	Reflow
Outer Contact Plating Material	Other
PCB Leg Plating Material	Tin (Sn)
Dielectric Material	PCT

Product Compliance

[For compliance documentation, visit the product page on TE.com>](#)

EU RoHS Directive 2011/65/EU	Compliant
EU ELV Directive 2000/53/EC	Compliant
China RoHS 2 Directive MIIT Order No 32, 2016	No Restricted Materials Above Threshold
EU REACH Regulation (EC) No. 1907/2006	Current ECHA Candidate List: JUNE 2022 (224) Not Yet Reviewed
Halogen Content	Low Halogen - Br, Cl, F, I < 900 ppm per homogenous material. Also BFR/CFR/PVC



Free

Solder Process Capability

Not reviewed for solder process capability

Product Compliance Disclaimer

This information is provided based on reasonable inquiry of our suppliers and represents our current actual knowledge based on the information they provided. This information is subject to change. The part numbers that TE has identified as EU RoHS compliant have a maximum concentration of 0.1% by weight in homogenous materials for lead, hexavalent chromium, mercury, PBB, PBDE, DBP, BBP, DEHP, DIBP, and 0.01% for cadmium, or qualify for an exemption to these limits as defined in the Annexes of Directive 2011/65/EU (RoHS2). Finished electrical and electronic equipment products will be CE marked as required by Directive 2011/65/EU. Components may not be CE marked. Additionally, the part numbers that TE has identified as EU ELV compliant have a maximum concentration of 0.1% by weight in homogenous materials for lead, hexavalent chromium, and mercury, and 0.01% for cadmium, or qualify for an exemption to these limits as defined in the Annexes of Directive 2000/53/EC (ELV). Regarding the REACH Regulations, TE's information on SVHC in articles for this part number is still based on the European Chemical Agency (ECHA) 'Guidance on requirements for substances in articles'(Version: 2, April 2011), applying the 0.1% weight on weight concentration threshold at the finished product level. TE is aware of the European Court of Justice ruling of September 10th, 2015 also known as O5A (Once An Article Always An Article) stating that, in case of 'complex object', the threshold for a SVHC must be applied to both the product as a whole and simultaneously to each of the articles forming part of its composition. TE has evaluated this ruling based on the new ECHA "Guidance on requirements for substances in articles" (June 2017, version 4.0) and will be updating its statements accordingly.

Compatible Parts

TE Part # 1-2272519-3
FEMALE KIT, 1P, FAKRA


Also in the Series | FAKRA RF Connector System



Automotive Connector Caps & Covers (1)




Automotive Connector EMC Shielding (5)



Automotive Connector Locks & Position Assurance(4)



Automotive Housings(2)



Automotive Terminals(12)



Coax Contacts(1)



Data Connectivity Headers(358)




Data Connectivity Housings(415)



Infotainment & Multimedia Cable Assemblies(1)



Other Automotive Connector Accessories(34)



PCB Headers & Receptacles(2)



RF Connectors(1)


Customers Also Bought



TE Part #1376111-6
025 24 POS CAP ASSY V



TE Part #1376113-5
HIGH PIN COUNT HEADER



TE Part #917067-6
040-2 TAB CONT S GOLD 22-18



TE Part #1-2236896-5
2POS, MCON 1.2 LL REC SEALED



TE Part #1903883-1
0.50 SERIES CONN 16POS PLUG HOUSING ASSY



TE Part #1747085-1
0.64 6POS PLUG ASSY



TE Part #1473369-3
SQUIB 11DIA SCR ASSY 8.8MM TYP



TE Part #1473369-7
SQUIB 11DIA SCR ASSY CODE-A GR



TE Part #2286546-2
HSD,HDR ASSY,90DEG,COD B

Documents



Product Drawings

[MALE ASM, 1 POS, VERT, PCB, KEY N](#)

English

CAD Files

[3D PDF](#)

3D

Customer View Model

[ENG_CVM_CVM_6-2203452-3_D.2d_dxf.zip](#)

English

Customer View Model

[ENG_CVM_CVM_6-2203452-3_D.3d_igs.zip](#)

English

Customer View Model

[ENG_CVM_CVM_6-2203452-3_D.3d_stp.zip](#)

English

By downloading the CAD file I accept and agree to the [Terms and Conditions](#) of use.

Product Specifications

[Application Specification](#)

English