

















































599TFOW

Product no.: 599TFOW

source images

The Perfect Cut - Strong, sharp and precise, every time

The Weller Erem Series 500 Micro is a full range of medium sized, robust, precision cutters with a wide range of head shapes. The cutters are manufactured from high grade tool steel. The cutting edges are hardened to Rockwell 63-65 HRC. The precision cutters have a nonreflecting surface, are ESD safe and resharable.

		Type	Type of Cut	Cutting Capacity
				mm 0,03 0,1 0,2 0,3 0,4 0,5 0,6 0,7 0,8 0,9 1,0 1,1 1,2 1,3 1,4 1,5 1,6 1,7 1,8 1,9 2,0
				Inch .0001 .0003 .0007 .0011 .0015 .0019 .0023 .0027 .0031 .0035 .0039 .0043 .0047 .0051 .0055 .0059 .0062 .0066 .0070 .0074 .0078
Series 500 Medium				
	512N		Semi Flush	
	512E		Semi Flush	
	599T		Semi Flush / Carbide	
	522N		Flush	
	599E		Flush	
	532N		Super Full Flush	
	576TX1		Flush / Carbide	
	503E		Flush	
	503ETST 30°		Flush / Carbide	
	504AE		Flush	
	555E		35° Flush	
	572E		40° Flush	
	582E		45° Flush	
	593AE		30° Flush	
	575E		45° Flush	
	592E		Flush	
	792E		Super Full Flush	
	576TX		Flush / Carbide	
	570E		Flush	
	573E		Flush	
				for vertical tip cutting





Technical Data

Length mm	---
Length of cutting edges mm	---
Head width mm	---
Head thickness mm	---
Head length mm	---
Max. cutting capability – hard wire mm	---
Weight in oz	---
Length of cutting edges Inches	---
Head width Inches	---
Head thickness Inches	---
Head length Inches	---
ESD-safe	---
Cut	---
Max. cutting capability – medium hardness mm	---
Max. cutting capability – copper wire mm	---
Length inches	---
Weight in g	---
Erem applications	---