

5787190-5 ✓ ACTIVE

AMPLIMITE | AMPLIMITE 0.50 Series

TE Internal #: 5787190-5

AMPLIMITE 0.50 Series, PCB D-Sub Connectors, Receptacle, Cable-to-Board, 50 Position, .05 in [1.27 mm] Centerline, 2 Row, Standard Profile

[View on TE.com >](#)



Connectors > D-Shaped Connectors > D-Sub Connectors > PCB D-Sub Connectors > D-Sub Receptacle Assembly: Right Angle, 1.27mm



Connector & Housing Type: **Receptacle**

Connector System: **Cable-to-Board**

Number of Positions: **50**

Centerline (Pitch): **1.27 mm [ .05 in ]**

Number of Rows: **2**

[All D-Sub Receptacle Assembly: Right Angle, 1.27mm \(76\)](#)

## Features

### Product Type Features

Grounding Indents	With
Shell Type	Full Metal Shell
Connector & Housing Type	Receptacle
Connector System	Cable-to-Board
Sealable	No
Connector & Contact Terminates To	Printed Circuit Board
Shielded	Yes
Connector Type	Connector Assembly
Product Type	Connector

### Configuration Features

Number of Positions	50
Number of Rows	2
PCB Mount Orientation	Right Angle

### Body Features

Bracket Material	Zinc
Shell Plating Finish	Bright
Bracket Plating Material	Nickel over Copper



Post Plating Material	Tin over Nickel
Connector Profile	Standard
Shell Plating Material	Nickel over Copper
Shell Material	Carbon Steel
	.012 in

### Contact Features

Contact Mating Area Plating Material	Gold, Gold Flash
Contact Underplating Material	Palladium Nickel
Contact Base Material	Phosphor Bronze
Contact Current Rating (Max)	1 A
	30 μin

### Termination Features

Termination Method to Printed Circuit Board	Through Hole - Solder
Termination Post Length	2.54 mm[.1 in]

### Mechanical Attachment

PCB Mount Alignment	Without
PCB Mount Retention	Without
Mating Retention	With
Mating Retention Type	Latch
Connector Mounting Type	Board Mount
Mating Alignment Type	Rails
Mating Alignment	With
	.109 in

### Housing Features

Centerline (Pitch)	1.27 mm[.05 in]
Housing Material	Thermoplastic
Housing Color	Black

### Dimensions

Row-to-Row Spacing	2.54 mm[.1 in]
PCB Thickness (Recommended)	1.57 mm[.062 in]

### Usage Conditions

Operating Temperature Range	-55 – 105 °C[-67 – 221 °F]
-----------------------------	----------------------------



### Operation/Application

Circuit Application	Signal
---------------------	--------

### Industry Standards

Approved Standards	UL E28476
UL Flammability Rating	UL 94V-0

### Packaging Features

Packaging Method	Tube
Packaging Quantity	10

### Product Compliance

[For compliance documentation, visit the product page on TE.com>](#)

EU RoHS Directive 2011/65/EU	Compliant
EU ELV Directive 2000/53/EC	Compliant
China RoHS 2 Directive MIIT Order No 32, 2016	No Restricted Materials Above Threshold
EU REACH Regulation (EC) No. 1907/2006	Current ECHA Candidate List: JAN 2022 (223) Candidate List Declared Against: JUL 2021 (219) SVHC > Threshold: Not Yet Reviewed
Halogen Content	Not Low Halogen - contains Br or Cl > 900 ppm.
Solder Process Capability	Reflow solder capable to 260°C

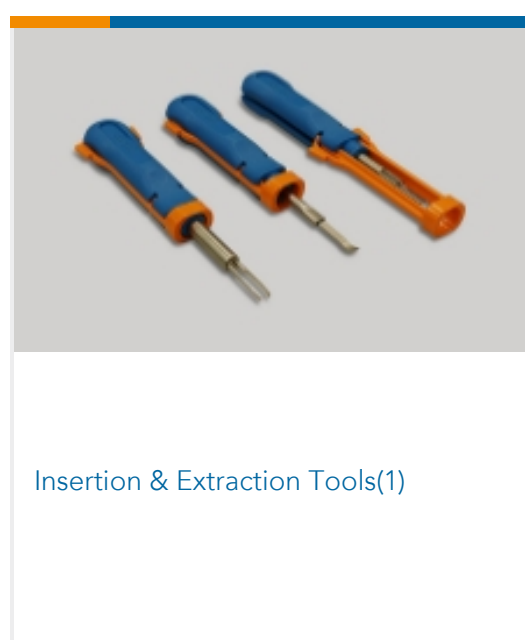

#### Product Compliance Disclaimer

This information is provided based on reasonable inquiry of our suppliers and represents our current actual knowledge based on the information they provided. This information is subject to change. The part numbers that TE has identified as EU RoHS compliant have a maximum concentration of 0.1% by weight in homogenous materials for lead, hexavalent chromium, mercury, PBB, PBDE, DBP, BBP, DEHP, DIBP, and 0.01% for cadmium, or qualify for an exemption to these limits as defined in the Annexes of Directive 2011/65/EU (RoHS2). Finished electrical and electronic equipment products will be CE marked as required by Directive 2011/65/EU. Components may not be CE marked. Additionally, the part numbers that TE has identified as EU ELV compliant have a maximum concentration of 0.1% by weight in homogenous materials for lead, hexavalent chromium, and mercury, and 0.01% for cadmium, or qualify for an exemption to these limits as defined in the Annexes of Directive 2000/53/EC (ELV). Regarding the REACH Regulation, the information TE provides on SVHC in articles for this part number is based on the latest European Chemicals Agency (ECHA) 'Guidance on requirements for substances in articles' posted at this URL: <https://echa.europa.eu/guidance-documents/guidance-on-reach>

### Compatible Parts



Also in the Series | **AMPLIMITE 0.50 Series**




Customers Also Bought





TE Part #5120527-2  
1FHP,84,30A/S,S,N,S10,12,13,15



TE Part #5120603-2  
1FHR,84,30A/S,S,N,S11,12



TE Part #499252-7  
060 STRAIN RELIEF A-L RCPT



TE Part #747250-4  
09 MSFL PLUG RA 318 (IN,FM)



TE Part #1622960-1  
CRG0603 1% 4K7



TE Part #1-1478979-0  
SMA STR PCB SKT GSS



TE Part #1-1761681-1  
IDC LOW PRO HDR 34P VERT HT  
BLACK



TE Part #1614881-3  
CPF 0603 100R 0.1% 25PPM 1K RL



TE Part #4-1879337-6  
CPF 0603 7K32 1% 50PPM 1K RL



TE Part #1513504-1  
100930LF MOLDED STAMPED  
ANTENNA

## Documents

### Product Drawings

[50 50SR R/A RCPT ASSY,RDSN L/F](#)

English

### CAD Files

[3D PDF](#)

3D

Customer View Model

[ENG\\_CVM\\_CVM\\_5787190-5\\_A.2d\\_dxf.zip](#)

English

Customer View Model

[ENG\\_CVM\\_CVM\\_5787190-5\\_A.3d\\_igs.zip](#)

English

Customer View Model

[ENG\\_CVM\\_CVM\\_5787190-5\\_A.3d\\_stp.zip](#)

English

By downloading the CAD file I accept and agree to the [Terms and Conditions](#) of use.

### Datasheets & Catalog Pages



[AMPLIMITE Subminiature D Connectors - .050 Series Connector](#)

English

[AMPLIMITE .050 Series D-sub Connectors QRG](#)

English

---

[Product Specifications](#)

[Application Specification](#)

English

---

[Product Environmental Compliance](#)

[TE Material Declaration](#)

English

---

[Agency Approvals](#)

[UL](#)

English