

5786155-5 ✓ ACTIVE

AMPLIMITE | AMPLIMITE 0.50 Series

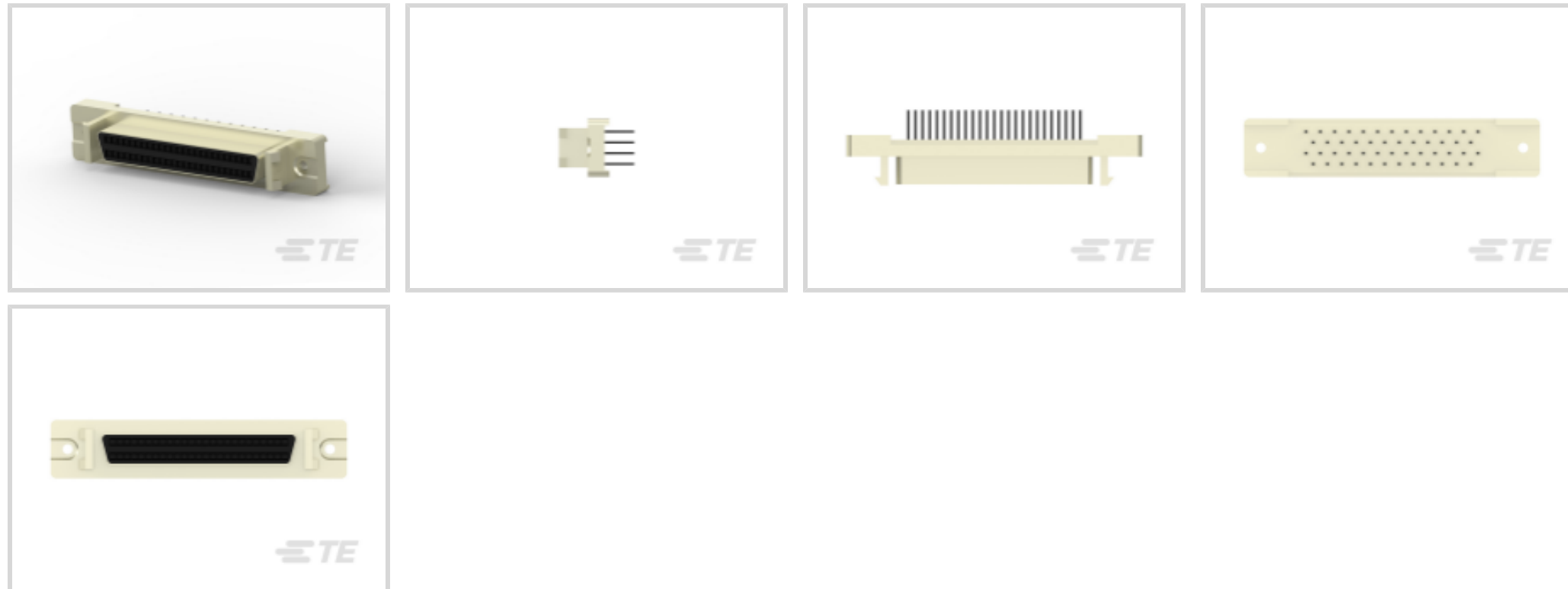
TE Internal #: 5786155-5

PCB D-Sub Connectors, Receptacle, Cable-to-Board, 50 Position,  
1.27 mm [.05 in] Centerline, 4 Row, Standard Profile, Vertical,  
AMPLIMITE 0.50 Series

[View on TE.com >](#)



Connectors > D-Shaped Connectors > D-Sub Connectors > PCB D-Sub Connectors > D-Sub Recpt Assy Vert Action Pin, 1.27mm



Connector & Housing Type: **Receptacle**

Connector System: **Cable-to-Board**

Number of Positions: **50**

Centerline (Pitch): **1.27 mm [.05 in]**

Number of Rows: **4**

[All D-Sub Recpt Assy Vert Action Pin, 1.27mm \(30\)](#)

## Features

### Product Type Features

Grounding Indents	Without
Grounded	No
Grounding Straps	Without
Shell Type	Full Metal Shell
Connector & Housing Type	Receptacle
Connector System	Cable-to-Board
Sealable	No
Connector & Contact Terminates To	Printed Circuit Board
Shielded	Yes
Connector Type	Connector Assembly
Product Type	Connector

### Configuration Features

Number of Positions	50
---------------------	----



Number of Rows	4
PCB Mount Orientation	Vertical

### Body Features

Bracket Material	Zinc
Bracket Plating Material	Nickel over Copper
Post Plating Material	Tin over Nickel
Connector Profile	Standard
Shell Plating Material	Nickel over Copper
Shell Material	Carbon Steel

### Contact Features

Contact Mating Area Plating Material	Gold
Contact Underplating Material	Nickel
PCB Contact Termination Area Plating Material	Tin
Contact Base Material	Phosphor Bronze
Contact Current Rating (Max)	.4 A, .5 A
	30 μin

### Termination Features

Grounding Clips	Without
Termination Method to Printed Circuit Board	Through Hole - Press-Fit, Through Hole - Solder
Termination Post Length	4.39 mm[.173 in]

### Mechanical Attachment

PCB Mount Alignment	Without
Panel Mount Feature	Without
PCB Mount Retention	With
PCB Mount Retention Type	Action/Compliant Tail
Mating Retention	With
Mating Retention Type	Latch
Connector Mounting Type	Board Mount
Mating Alignment	Without
Mounting Hole Diameter	2.77 mm[.109 in]

### Housing Features

--	--



Centerline (Pitch)	1.27 mm[.05 in]
Housing Material	Polyphthalamide
Housing Color	Black

### Dimensions

Row-to-Row Spacing	2.54 mm[.1 in]
PCB Thickness (Recommended)	1.57 – 2.36 mm[.062 – .093 in]

### Usage Conditions

Operating Temperature Range	-55 – 105 °C[-67 – 221 °F]
-----------------------------	----------------------------

### Operation/Application

Circuit Application	Signal
---------------------	--------

### Industry Standards

Approved Standards	LR-86179-1, UL E28476
UL Flammability Rating	UL 94V-0

### Packaging Features

Packaging Method	Tube
Packaging Quantity	10

### Product Compliance

[For compliance documentation, visit the product page on TE.com>](#)

EU RoHS Directive 2011/65/EU	Compliant
EU ELV Directive 2000/53/EC	Compliant
China RoHS 2 Directive MIIT Order No 32, 2016	No Restricted Materials Above Threshold
EU REACH Regulation (EC) No. 1907/2006	Current ECHA Candidate List: JUNE 2022 (224) Candidate List Declared Against: JAN 2022 (223) SVHC > Threshold: Not Yet Reviewed
Halogen Content	Not Low Halogen - contains Br or Cl > 900 ppm.
Solder Process Capability	Not applicable for solder process capability

#### Product Compliance Disclaimer




This information is provided based on reasonable inquiry of our suppliers and represents our current actual knowledge based on the information they provided. This information is subject to change. The part numbers that TE has identified as EU RoHS compliant have a maximum concentration of 0.1% by weight in homogenous materials for lead, hexavalent chromium, mercury, PBB, PBDE, DBP, BBP, DEHP, DIBP, and 0.01% for cadmium, or qualify for an exemption to these


limits as defined in the Annexes of Directive 2011/65/EU (RoHS2). Finished electrical and electronic equipment products will be CE marked as required by Directive 2011/65/EU. Components may not be CE marked. Additionally, the part numbers that TE has identified as EU ELV compliant have a maximum concentration of 0.1% by weight in homogenous materials for lead, hexavalent chromium, and mercury, and 0.01% for cadmium, or qualify for an exemption to these limits as defined in the Annexes of Directive 2000/53/EC (ELV). Regarding the REACH Regulation, the information TE provides on SVHC in articles for this part number is based on the latest European Chemicals Agency (ECHA) 'Guidance on requirements for substances in articles' posted at this URL: <https://echa.europa.eu/guidance-documents/guidance-on-reach>

## Compatible Parts



## Also in the Series | AMPLIMITE 0.50 Series



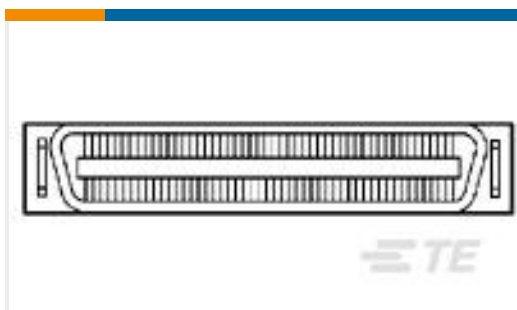



Insertion &amp; Extraction Tools(1)



PCB D-Sub Connectors(191)

## Customers Also Bought

TE Part #1489951-1  
XFP CAGE ASSEMBLYTE Part #1367073-2  
20 POS SMT CONN, SFP, 30AUTE Part #5223961-1  
TE UPM R/A Header 3P STD Power,  
LLLTE Part #5223955-2  
TE UPM Ver Receptacle 3P STD Power  
LLLTE Part #5-5175473-5  
.050CL,CHAMP,VERT PLUG,40 POSNTE Part #2057626-1  
CFP External Bracket AssyTE Part #2057930-1  
CFP Backer Plate AssyTE Part #786155-7  
68 50SR VRT RCPT,LTCH,ACT PINTE Part #2201945-1  
RECEPTACLE ASSEMBLY, 5 PAIR, 8  
COLUMNTE Part #5646347-9  
2MM HM,ASY,T-E,HDR,08R,200,AP

## Documents

### Product Drawings

[50 50SR VRT RCPT,LTCH,ACT PIN](#)

English

### CAD Files

[3D PDF](#)

[3D](#)

[Customer View Model](#)

[ENG\\_CVM\\_CVM\\_5786155-5\\_O.2d\\_dxf.zip](#)





English

**Customer View Model**

[ENG\\_CVM\\_CVM\\_5786155-5\\_O.3d\\_igs.zip](#)

English

**Customer View Model**

[ENG\\_CVM\\_CVM\\_5786155-5\\_O.3d\\_stp.zip](#)

English

By downloading the CAD file I accept and agree to the [Terms and Conditions](#) of use.

---

**Datasheets & Catalog Pages**

[AMPLIMITE Subminiature D Connectors - .050 Series Connector](#)

English

[AMPLIMITE .050 Series D-sub Connectors QRG](#)

English

---

**Product Specifications**

[Application Specification](#)

English

---

**Product Environmental Compliance**

[TE Material Declaration](#)

English

---

**Agency Approvals**

[UL](#)

English