







Side cutter - tapered head



 4.528 Inch / 115 mm

 2.36 oz. / 67 g

- The jaws of the cutter have straight edges and taper to a point. This head shape allows access to difficult to reach areas but reduces the cutting capacity in comparison to the same size oval head cutter.

Model	Cut	A		B		C		D		Max. cutting capability in mm			
		Inch		Inch	mm	Inch	mm	Inch	mm	Piano wire	Hard wire	Medium hardness	Copper wire
595T	 Semi-flush	0.472	12	0.433	11	0.236	6	0.748	19	Ø 0,4	Ø 0,6	Ø 0,8	Ø 1,5
595TF	 Flush	0.472	12	0.433	11	0.256	6	0.748	19	Ø 0,4	Ø 0,6	Ø 0,8	Ø 1,5
2476TX1	 Flush	0.433	11	0.433	11	0.236	6	0.011	19	Ø 0,3	Ø 0,4	Ø 0,5	Ø 1,0
576TX1	 Flush	0.433	11	0.433	11	0.236	6	0.011	19	Ø 0,3	Ø 0,4	Ø 0,5	Ø 1,0


Tip cutter - pointed relieved head



 4.528 Inch / 115 mm

67 g

- This is the narrowest head shape.
- The underside is relieved and facilitates optimum access even to extremely hard-to-reach areas.

Model	Cut	A		B		C		D		Max. cutting capability in mm			
		Inch		Inch	mm	Inch	mm	Inch	mm	Piano wire	Hard wire	Medium hardness	Copper wire
576TX	 Flush	0.433	11	0.433	11	0.236	6	0.748	19	Ø 0,1	Ø 0,2	Ø 0,3	Ø 1,0