

5749069-9 ✓ ACTIVE

AMPLIMITE | AMPLIMITE 0.50 Series

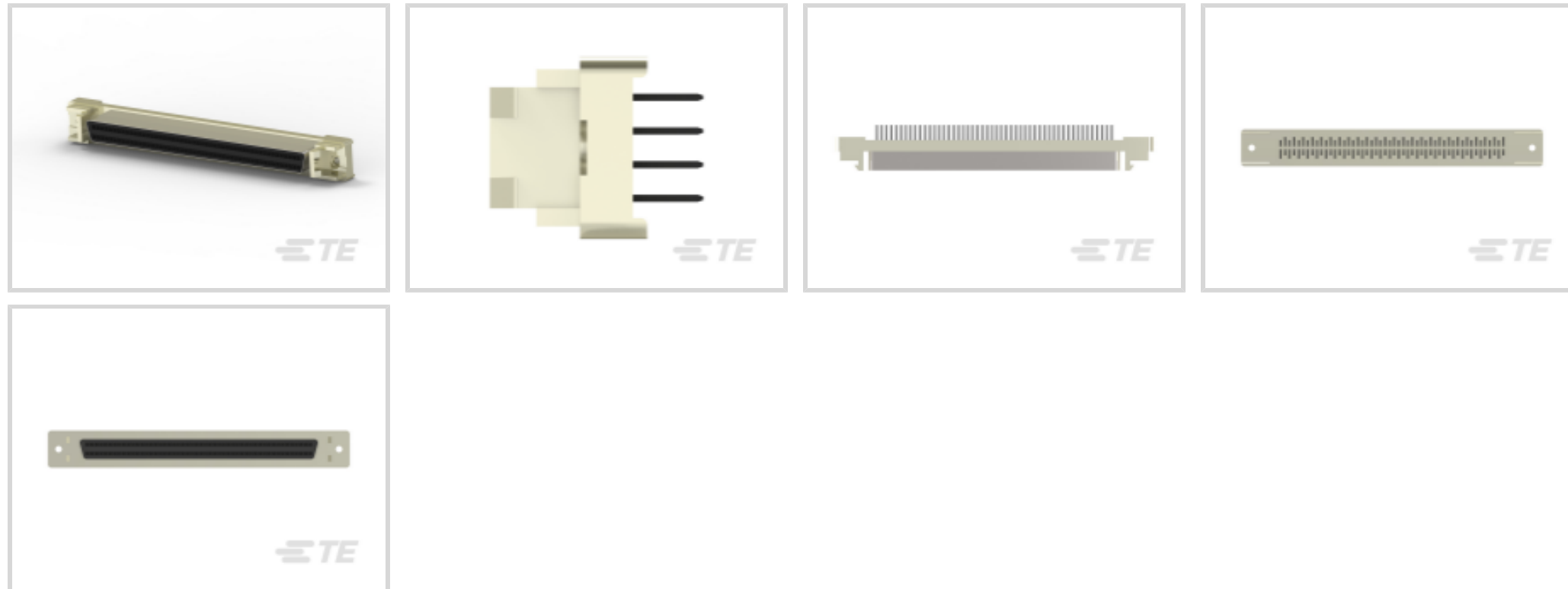
TE Internal #: 5749069-9

PCB D-Sub Connectors, Receptacle, Cable-to-Board, 100 Position,
1.27 mm [.05 in] Centerline, 4 Row, Standard Profile, Vertical,
AMPLIMITE 0.50 Series

[View on TE.com >](#)



Connectors > D-Shaped Connectors > D-Sub Connectors > PCB D-Sub Connectors > AMPLIMITE D-Sub Recpt: Vertical, 1.27mm



Connector & Housing Type: **Receptacle**

Connector System: **Cable-to-Board**

Number of Positions: **100**

Centerline (Pitch): **1.27 mm [.05 in]**

Number of Rows: **4**

[All AMPLIMITE D-Sub Recpt: Vertical, 1.27mm \(45\)](#)

Features

Product Type Features

Shell Type	Full Metal Shell
Connector & Housing Type	Receptacle
Connector System	Cable-to-Board
Sealable	No
Connector & Contact Terminates To	Printed Circuit Board
Shielded	Yes
Connector Type	Connector Assembly
Product Type	Connector

Configuration Features

Number of Positions	100
Number of Rows	4
PCB Mount Orientation	Vertical



Body Features

Bracket Material	Zinc
Bracket Plating Material	Nickel over Copper
Post Plating Material	Tin
Connector Profile	Standard
Shell Material	Carbon Steel
Shell Plating Material	Nickel over Copper

Contact Features

Contact Mating Area Plating Material	Gold or Gold Flash over Palladium Nickel
Contact Underplating Material	Palladium Nickel
PCB Contact Termination Area Plating Material	Tin
Contact Base Material	Phosphor Bronze
Contact Current Rating (Max)	1 A
	30 μ m

Termination Features

Termination Method to Printed Circuit Board	Through Hole - Solder
Termination Post Length	3.18 mm[.125 in]

Mechanical Attachment

PCB Mount Alignment	Without
PCB Mount Retention	With
PCB Mount Retention Type	Mounting Hole
Mating Retention	With
Mating Retention Type	Latch
Connector Mounting Type	Board Mount
Mating Alignment	With
Mating Alignment Type	Rails
Mounting Hole Diameter	2.77 mm[.109 in]

Housing Features

Centerline (Pitch)	1.27 mm[.05 in]
Housing Material	Thermoplastic
Housing Color	Black

Dimensions

--	--



Row-to-Row Spacing	2.54 mm[.1 in]
--------------------	----------------

Usage Conditions

Operating Temperature Range	-55 – 105 °C[-67 – 221 °F]
-----------------------------	----------------------------

Operation/Application

Circuit Application	Signal
---------------------	--------

Industry Standards

UL Flammability Rating	UL 94V-0
------------------------	----------

Packaging Features

Packaging Method	Tube
------------------	------

Packaging Quantity	6
--------------------	---

Product Compliance

[For compliance documentation, visit the product page on TE.com>](#)

EU RoHS Directive 2011/65/EU	Compliant
------------------------------	-----------

EU ELV Directive 2000/53/EC	Compliant
-----------------------------	-----------

China RoHS 2 Directive MIIT Order No 32, 2016	No Restricted Materials Above Threshold
---	---

EU REACH Regulation (EC) No. 1907/2006	Current ECHA Candidate List: JUNE 2022 (224) Candidate List Declared Against: JUNE 2022 (224) Does not contain REACH SVHC
--	---

Halogen Content	Not Low Halogen - contains Br or Cl > 900 ppm.
-----------------	--

Solder Process Capability	Reflow solder capable to 260°C
---------------------------	--------------------------------

Product Compliance Disclaimer

This information is provided based on reasonable inquiry of our suppliers and represents our current actual knowledge based on the information they provided. This information is subject to change. The part numbers that TE has identified as EU RoHS compliant have a maximum concentration of 0.1% by weight in homogenous materials for lead, hexavalent chromium, mercury, PBB, PBDE, DBP, BBP, DEHP, DIBP, and 0.01% for cadmium, or qualify for an exemption to these limits as defined in the Annexes of Directive 2011/65/EU (RoHS2). Finished electrical and electronic equipment products will be CE marked as required by Directive 2011/65/EU. Components may not be CE marked. Additionally, the part numbers that TE has identified as EU ELV compliant have a maximum concentration of 0.1% by weight in homogenous materials for lead, hexavalent chromium, and mercury, and 0.01% for cadmium, or qualify for an exemption to these limits as defined in the Annexes of Directive 2000/53/EC (ELV). Regarding the REACH Regulation, the information TE provides on SVHC in articles for this part number is based on the latest European Chemicals Agency (ECHA) 'Guidance on requirements for substances in articles' posted at this URL: <https://echa.europa.eu/guidance-documents/guidance-on-reach>

Compatible Parts




TE Part # CAT-AM7-22507
IDC D-Sub: Connector Kit, Plug, Signal, 1.27 mm



TE Part # 5749111-8
100 50SR CABLE PLUG ASSY



TE Part # 786585-3
50SR SCREWLOCK KIT,BULK,FEMAL



TE Part # 749087-1
50SR SCREWLOCK KIT,FEMALE



TE Part # 749087-2
50SR SCREWLOCK KIT,FEMALE



TE Part # 749087-4
50SR SCREWLOCK KIT,FEMALE



TE Part # 749087-3
50SR SCREWLOCK KIT,FEMALE



TE Part # 5-749611-9
100 50SR PANEL MOUNT RCPT, ROHS




TE Part # 5749699-8
100 50SR CABLE RCPT KIT



TE Part # 786585-2
50SR SCREWLOCK KIT,FEMALE


Also in the Series | **AMPLIMITE 0.50 Series**



D-Sub Backshells & Clamps(31)




D-Sub Covers(20)



D-Sub Locking & Mounting(8)



IDC D-Sub Connectors(76)



Insertion & Extraction Tools(1)



PCB D-Sub Connectors(191)

Customers Also Bought



TE Part #5352332-1
2MM HM TYPE A MALE HDR 154 POS



TE Part #2-5748003-0
09 PLUG SP/FMS BRDLK



TE Part #5787962-1
.8MM CHAMP STACK RCPT ASSY



TE Part #3-1625999-6
HSC100 47R 5%



TE Part #1761008-3
SFP 1X4 CAGE & LIGHT PIPE KIT



TE Part #5-147324-7
08 MTE HDR SRRA SMT.100CL



TE Part #3-6318490-6
.5FHR04H,220,S,GIG,08/Sn,HT,NSYes



TE Part #5555139-1
RCPT, ASSY, LPF, 24 POSN,RTANG



TE Part #2357739-1
16G,05FH,REC,22OPIN,4H,Hard Tray



TE Part #2357798-1
16G,05FH,plug,22OP,8H,HT, W/O CAP

Documents

Product Drawings

[100 50SR VERT RCPT ASSYY](#)

English

CAD Files

Customer View Model

[ENG_CVM_CVM_5749069-9_C1.3d_stp.zip](#)

English

Customer View Model

[ENG_CVM_CVM_5749069-9_C1.2d_dxf.zip](#)

English

Customer View Model

[ENG_CVM_CVM_5749069-9_C1.3d_igs.zip](#)

English

[3D PDF](#)

3D

By downloading the CAD file I accept and agree to the [Terms and Conditions](#) of use.

Datasheets & Catalog Pages



[AMPLIMITE Subminiature D Connectors - .050 Series Connector](#)

English

[AMPLIMITE .050 Series D-sub Connectors QRG](#)

English

[Product Specifications](#)

[Application Specification](#)

English

[Product Environmental Compliance](#)

[Product Compliance](#)

English

[Product Compliance](#)

English

[Agency Approvals](#)

[UL](#)

English