

5749069-1 ✓ ACTIVE

AMPLIMITE | AMPLIMITE 0.50 Series

TE Internal #: 5749069-1

PCB D-Sub Connectors, Receptacle, Cable-to-Board, 20 Position,
1.27 mm [.05 in] Centerline, 4 Row, Standard Profile, Vertical,
AMPLIMITE 0.50 Series

[View on TE.com >](#)



Connectors > D-Shaped Connectors > D-Sub Connectors > PCB D-Sub Connectors > AMPLIMITE D-Sub Recpt: Vertical, 1.27mm



Connector & Housing Type: **Receptacle**

Connector System: **Cable-to-Board**

Number of Positions: **20**

Centerline (Pitch): **1.27 mm [.05 in]**

Number of Rows: **4**

[All AMPLIMITE D-Sub Recpt: Vertical, 1.27mm \(45\)](#)

Features

Product Type Features

| | |
|-----------------------------------|-----------------------|
| Grounding Indents | Without |
| Grounded | No |
| Grounding Straps | Without |
| Shell Type | Full Metal Shell |
| Connector & Housing Type | Receptacle |
| Connector System | Cable-to-Board |
| Sealable | No |
| Connector & Contact Terminates To | Printed Circuit Board |
| Shielded | Yes |
| Connector Type | Connector Assembly |
| Product Type | Connector |

Configuration Features

| | |
|---------------------|----|
| Number of Positions | 20 |
|---------------------|----|



| | |
|-----------------------|----------|
| Number of Rows | 4 |
| PCB Mount Orientation | Vertical |

Body Features

| | |
|--------------------------|--------------------|
| Bracket Material | Zinc |
| Bracket Plating Material | Nickel over Copper |
| Post Plating Material | Tin |
| Connector Profile | Standard |
| Shell Plating Material | Tin over Copper |
| Shell Material | Carbon Steel |

Contact Features

| | |
|---|--|
| Contact Mating Area Plating Material | Gold or Gold Flash over Palladium Nickel |
| Contact Underplating Material | Nickel, Palladium Nickel |
| PCB Contact Termination Area Plating Material | Tin |
| Contact Base Material | Phosphor Bronze |
| Contact Current Rating (Max) | 1 A |
| | 30 μ m |

Termination Features

| | |
|---|-----------------------|
| Grounding Clips | Without |
| Termination Method to Printed Circuit Board | Through Hole - Solder |
| Termination Post Length | 3.18 mm[.125 in] |

Mechanical Attachment

| | |
|--------------------------|------------------|
| PCB Mount Alignment | Without |
| Panel Mount Feature | Without |
| PCB Mount Retention | With |
| PCB Mount Retention Type | Mounting Hole |
| Mating Retention | With |
| Mating Retention Type | Latch |
| Connector Mounting Type | Board Mount |
| Mating Alignment Type | Rails |
| Mating Alignment | With |
| Mounting Hole Diameter | 2.77 mm[.109 in] |

Housing Features



| | |
|--------------------|-----------------|
| Centerline (Pitch) | 1.27 mm[.05 in] |
| Housing Material | Thermoplastic |
| Housing Color | Black |

Dimensions

| | |
|--------------------|----------------|
| Row-to-Row Spacing | 2.54 mm[.1 in] |
|--------------------|----------------|

Usage Conditions

| | |
|-----------------------------|----------------------------|
| Operating Temperature Range | -55 – 105 °C[-67 – 221 °F] |
|-----------------------------|----------------------------|

Operation/Application

| | |
|---------------------|--------|
| Circuit Application | Signal |
|---------------------|--------|

Industry Standards

| | |
|------------------------|----------|
| UL Flammability Rating | UL 94V-0 |
|------------------------|----------|

Packaging Features

| | |
|--------------------|------|
| Packaging Method | Tube |
| Packaging Quantity | 16 |

Product Compliance

[For compliance documentation, visit the product page on TE.com>](#)

| | |
|---|---|
| EU RoHS Directive 2011/65/EU | Compliant |
| EU ELV Directive 2000/53/EC | Compliant |
| China RoHS 2 Directive MIIT Order No 32, 2016 | No Restricted Materials Above Threshold |
| EU REACH Regulation (EC) No. 1907/2006 | Current ECHA Candidate List: JUNE 2022 (224) Candidate List Declared Against: JUNE 2022 (224) Does not contain REACH SVHC |
| Halogen Content | Not Low Halogen - contains Br or Cl > 900 ppm. |
| Solder Process Capability | Reflow solder capable to 260°C |

Product Compliance Disclaimer

This information is provided based on reasonable inquiry of our suppliers and represents our current actual knowledge based on the information they provided. This information is subject to change. The part numbers that TE has identified as EU RoHS compliant have a maximum concentration of 0.1% by weight in homogenous materials for lead, hexavalent chromium, mercury, PBB, PBDE, DBP, BBP, DEHP, DIBP, and 0.01% for cadmium, or qualify for an exemption to these limits as defined in the Annexes of Directive 2011/65/EU (RoHS2). Finished electrical and electronic equipment products will be CE marked as required by Directive 2011/65/EU. Components may not be CE marked. Additionally, the part numbers that TE has identified as EU ELV compliant have a maximum concentration of 0.1% by weight in homogenous materials for lead, hexavalent chromium, and mercury, and 0.01% for cadmium, or qualify for an exemption to these limits as defined in the Annexes of Directive 2000/53/EC (ELV). Regarding the REACH Regulation, the information TE provides

on SVHC in articles for this part number is based on the latest European Chemicals Agency (ECHA) 'Guidance on requirements for substances in articles' posted at this URL: <https://echa.europa.eu/guidance-documents/guidance-on-reach>

Compatible Parts



TE Part # 5749111-1
20 50SR CABLE PLUG ASSY



TE Part # 786585-3
50SR SCREWLOCK KIT,BULK,FEMAL



TE Part # 749087-1
50SR SCREWLOCK KIT,FEMALE



TE Part # 749087-2
50SR SCREWLOCK KIT,FEMALE



TE Part # 749087-4
50SR SCREWLOCK KIT,FEMALE



TE Part # 749087-3
50SR SCREWLOCK KIT,FEMALE




TE Part # 5749621-1
20 50S CABLE PLUG CONN/COV KIT



TE Part # 786585-2
50SR SCREWLOCK KIT,FEMALE


Also in the Series | AMPLIMITE 0.50 Series



D-Sub Backshells & Clamps(31)




D-Sub Covers(20)



D-Sub Locking & Mounting(8)



IDC D-Sub Connectors(76)

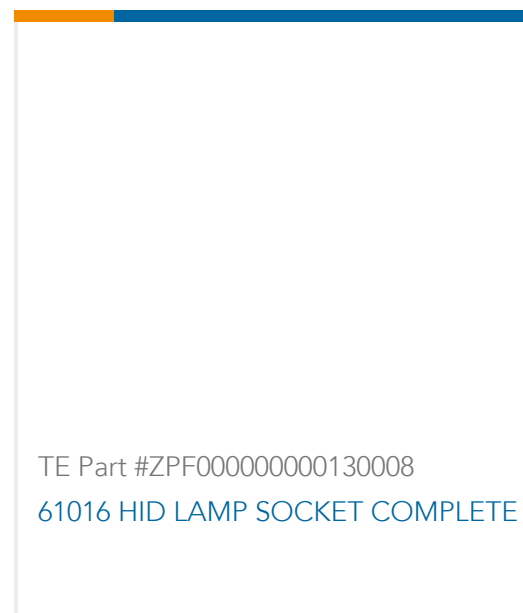


Insertion & Extraction Tools(1)



PCB D-Sub Connectors(191)

Customers Also Bought



Documents

Product Drawings

[20 50SR VERT RCPT ASSY](#)

English

CAD Files

Customer View Model

[ENG_CVM_CVM_5749069-1_C1.3d_stp.zip](#)

English

Customer View Model

[ENG_CVM_CVM_5749069-1_C1.2d_dxf.zip](#)

English

Customer View Model

[ENG_CVM_CVM_5749069-1_C1.3d_igs.zip](#)

English

3D PDF

3D

By downloading the CAD file I accept and agree to the [Terms and Conditions](#) of use.

Datasheets & Catalog Pages

[AMPLIMITE Subminiature D Connectors - .050 Series Connector](#)

English

[AMPLIMITE .050 Series D-sub Connectors QRG](#)

English

Product Specifications

[Application Specification](#)

English



Product Environmental Compliance

[MD_5749069-1_032220181014_dmtec](#)

English

[MD_5749069-1_032220181014_dmtec](#)

English

Agency Approvals

[UL](#)

English