

5745076-4 ✓ ACTIVE

AMPLIMITE

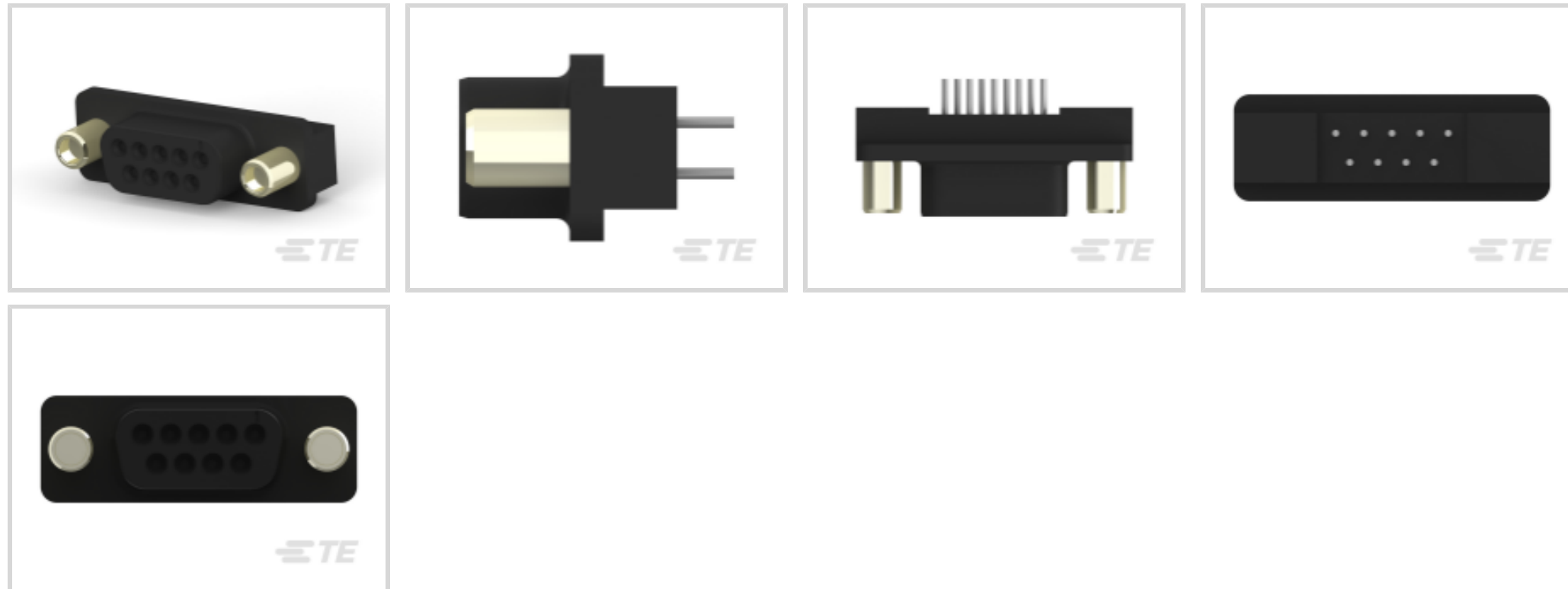
TE Internal #: 5745076-4

PCB D-Sub Connectors, Receptacle, Board-to-Board, 9 Position, 2.74 mm [.108 in] Centerline, 2 Row, Size 1, Round, Standard Profile, Vertical

[View on TE.com >](#)



Connectors > D-Shaped Connectors > D-Sub Connectors > PCB D-Sub Connectors > D-Sub Recpt Assy: Vert, Size 1, 2.74mm



Connector & Housing Type: **Receptacle**

Connector System: **Board-to-Board**

Number of Positions: **9**

Centerline (Pitch): **2.74 mm [.108 in]**

Number of Rows: **2**

[All D-Sub Recpt Assy: Vert, Size 1, 2.74mm \(59\)](#)

### Features

#### Product Type Features

Grounding Straps	Without
Grounding Indents	Without
Grounded	No
Shell Type	All Plastic
Connector & Housing Type	Receptacle
Connector System	Board-to-Board
D-Sub Shell Size	1
Sealable	No
Connector & Contact Terminates To	Printed Circuit Board
Shielded	No
Product Type	Connector

#### Configuration Features

Number of Positions	9
---------------------	---



Number of Rows	2
PCB Mount Orientation	Vertical
Preloaded	Yes

#### Body Features

Plastic	Yes
Female Screwlock Material	Brass
Female Screwlock Plating Material	Nickel over Copper Flash
Connector Profile	Standard
Post Size	.66 mm[.026 in]

#### Contact Features

Contact Mating Area Plating Material	Gold
Contact Underplating Material	Nickel
PCB Contact Termination Area Plating Material	Tin
Contact Base Material	Phosphor Bronze
Contact Shape & Form	Round
Contact Current Rating (Max)	6 A
	30 $\mu$ m

#### Termination Features

Grounding Clips	Without
Termination Method to Printed Circuit Board	Through Hole - Solder
Termination Post Length	3.18 mm[.125 in]

#### Mechanical Attachment

Panel Mount Feature	Without
PCB Mount Retention	With
PCB Mount Retention Type	Mounting Hole
Mating Retention	With
Mating Retention Type	Female Screwlocks, Fixed
Connector Mounting Type	Board Mount
Mounting Hole Diameter	3.05 mm[.12 in]

#### Housing Features

Centerline (Pitch)	2.74 mm[.108 in]
Housing Material	Polyester



Housing Color	Black
---------------	-------

### Dimensions

Row-to-Row Spacing	2.84 mm [.112 in]
PCB Thickness (Recommended)	1.57 – 2.36 mm [.062 – .093 in]

### Usage Conditions

Operating Temperature Range	-55 – 105 °C [-67 – 221 °F]
-----------------------------	-----------------------------

### Operation/Application

Circuit Application	Signal
---------------------	--------

### Industry Standards

UL Flammability Rating	UL 94V-0
------------------------	----------

### Packaging Features

Packaging Method	Tube
Packaging Quantity	17

### Other

Comment	All receptacles are preloaded with size 20 DF posted socket contacts
---------	--

## Product Compliance

[For compliance documentation, visit the product page on TE.com>](#)

EU RoHS Directive 2011/65/EU	Compliant with Exemptions
EU ELV Directive 2000/53/EC	Compliant with Exemptions
China RoHS 2 Directive MIIT Order No 32, 2016	Restricted Materials Above Threshold
EU REACH Regulation (EC) No. 1907/2006	Current ECHA Candidate List: JUNE 2022 (224) Candidate List Declared Against: JUNE 2022 (224) SVHC > Threshold: Pb (2.5% in Component Part) <b>Article Safe Usage Statements:</b> Do not eat, drink or smoke when using this product. Wash thoroughly after handling. Recycle if possible and dispose of the article by following all applicable governmental regulations relevant to your geographic location.
Halogen Content	Not Low Halogen - contains Br or Cl > 900 ppm.
Solder Process Capability	Wave solder capable to 265°C

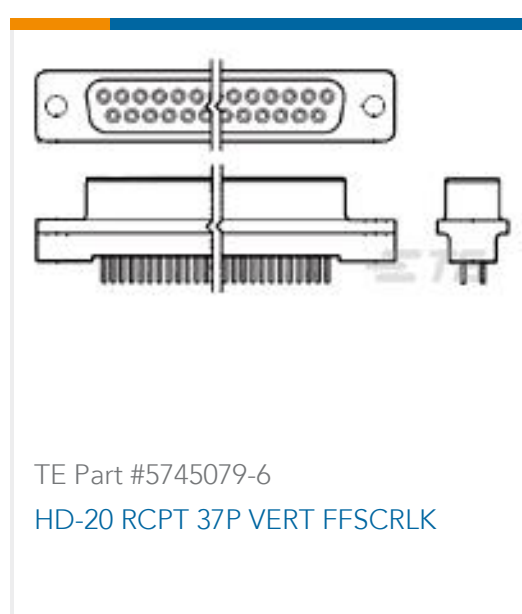
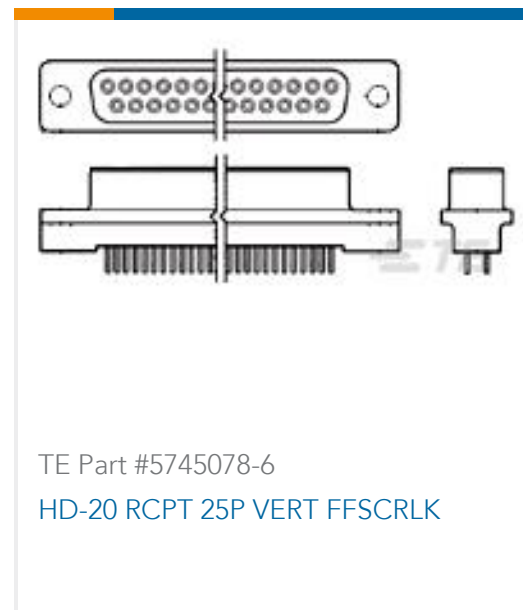
Product Compliance Disclaimer

This information is provided based on reasonable inquiry of our suppliers and represents our current actual knowledge based on the information they provided. This information is subject to change. The part numbers that TE has identified as EU RoHS compliant have a maximum concentration of 0.1% by weight in homogenous materials for lead, hexavalent chromium, mercury, PBB, PBDE, DBP, BBP, DEHP, DIBP, and 0.01% for cadmium, or qualify for an exemption to these limits as defined in the Annexes of Directive 2011/65/EU (RoHS2). Finished electrical and electronic equipment products will be CE marked as required by Directive 2011/65/EU. Components may not be CE marked. Additionally, the part numbers that TE has identified as EU ELV compliant have a maximum concentration of 0.1% by weight in homogenous materials for lead, hexavalent chromium, and mercury, and 0.01% for cadmium, or qualify for an exemption to these limits as defined in the Annexes of Directive 2000/53/EC (ELV). Regarding the REACH Regulation, the information TE provides on SVHC in articles for this part number is based on the latest European Chemicals Agency (ECHA) 'Guidance on requirements for substances in articles' posted at this URL: <https://echa.europa.eu/guidance-documents/guidance-on-reach>

## Compatible Parts



## Customers Also Bought



## Documents

### Product Drawings

HD-20 RCPT 9P VERT FFSCRLK

English

### CAD Files

Customer View Model



[ENG\\_CVM\\_CVM\\_5745076-4\\_A.2d\\_dxf.zip](#)

English

[3D PDF](#)

3D

Customer View Model

[ENG\\_CVM\\_CVM\\_5745076-4\\_A.3d\\_igs.zip](#)

English

Customer View Model

[ENG\\_CVM\\_CVM\\_5745076-4\\_A.3d\\_stp.zip](#)

English

By downloading the CAD file I accept and agree to the [Terms and Conditions](#) of use.

---

### Datasheets & Catalog Pages

[AMPLIMITE Subminiature D Connectors - Straight Posted Connectors](#)

English

---

### Product Specifications

[Product Specification](#)

English

---

### Product Environmental Compliance

[MD\\_5745076-4\\_08172018238\\_dmtec](#)

English

[MD\\_5745076-4\\_08172018238\\_dmtec](#)

English