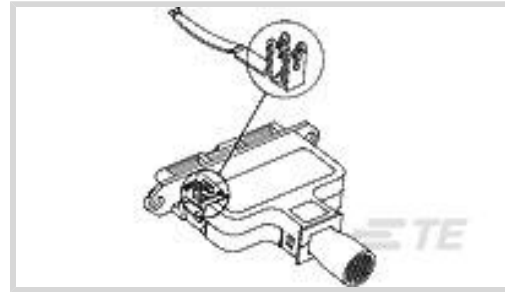




Connectors > D-Shaped Connectors > D-Sub Connectors > IDC D-Sub Connectors



Connector & Housing Type: **Plug**

Solid Wire Size: **.64 mm<sup>2</sup>**

Stranded Wire Size: **.33 mm<sup>2</sup>**

Shielded: **No**

## Features

### Product Type Features

Connector Classification	IDC
Profile	Standard
Slot Type Letter Code	F
Product Category	Connectors
Connector & Housing Type	Plug
Connector System	Cable-to-Cable
Connector Product Type	Connector Assembly
Sealable	No
Connector & Contact Terminates To	Wire & Cable

### Configuration Features

Number of Positions	64
Number of Rows	2
Compatible With Wire & Cable Type	Discrete Wire, Round Jacketed Cable

### Contact Features

Contact Mating Area Plating Material	Gold
Contact Base Material	Phosphor Bronze
Contact Current Rating (Max)	3.5 A

### Mechanical Attachment

Flange Thickness	Thick
Mating Connector Lock	With



Mating Connector Lock Type	Bail Lock
Panel Mount Feature	Without
Screw & Hole Thread Size	4-40 UNC 2B
Connector Mounting Type	Cable Mount (Free-Hanging)

### Housing Features

Housing Material	Polyphenylene Oxide
Housing Color Dot Designation	Brown
Housing Color	Black
Centerline (Pitch)	2.16 mm[.085 in]

### Dimensions

Insulation Diameter (Max)	.91 mm[.036 in]
Solid Wire Size	.64 mm <sup>2</sup>
Stranded Wire Size	.33 mm <sup>2</sup>

### Usage Conditions

Operating Temperature Range	-40 – 75 °C[-40 – 167 °F]
-----------------------------	---------------------------

### Operation/Application

Shielded	No
Circuit Application	Signal

### Packaging Features

Packaging Method	Box & Tray, Package
Packaging Quantity	100

### Product Compliance

[For compliance documentation, visit the product page on TE.com>](#)

EU RoHS Directive 2011/65/EU	Compliant
EU ELV Directive 2000/53/EC	Compliant
China RoHS 2 Directive MIIT Order No 32, 2016	No Restricted Materials Above Threshold
EU REACH Regulation (EC) No. 1907/2006	Current ECHA Candidate List: JUNE 2022 (224) Candidate List Declared Against: JUN 2020 (209) SVHC > Threshold: Not Yet Reviewed
Halogen Content	Low Bromine/Chlorine - Br and Cl < 900

ppm per homogenous material. Also BFR /CFR/PVC Free

Solder Process Capability

Not applicable for solder process capability

Product Compliance Disclaimer

This information is provided based on reasonable inquiry of our suppliers and represents our current actual knowledge based on the information they provided. This information is subject to change. The part numbers that TE has identified as EU RoHS compliant have a maximum concentration of 0.1% by weight in homogenous materials for lead, hexavalent chromium, mercury, PBB, PBDE, DBP, BBP, DEHP, DIBP, and 0.01% for cadmium, or qualify for an exemption to these limits as defined in the Annexes of Directive 2011/65/EU (RoHS2). Finished electrical and electronic equipment products will be CE marked as required by Directive 2011/65/EU. Components may not be CE marked. Additionally, the part numbers that TE has identified as EU ELV compliant have a maximum concentration of 0.1% by weight in homogenous materials for lead, hexavalent chromium, and mercury, and 0.01% for cadmium, or qualify for an exemption to these limits as defined in the Annexes of Directive 2000/53/EC (ELV). Regarding the REACH Regulation, the information TE provides on SVHC in articles for this part number is based on the latest European Chemicals Agency (ECHA) 'Guidance on requirements for substances in articles' posted at this URL: <https://echa.europa.eu/guidance-documents/guidance-on-reach>

Also in the Series | CHAMP Docking Connectors



D-Sub Covers(28)



D-Sub Locking & Mounting(30)



Docking Connector Guide Hardware(5)



Docking Connectors(31)




IDC D-Sub Connectors(80)



PCB D-Sub Connectors(1)

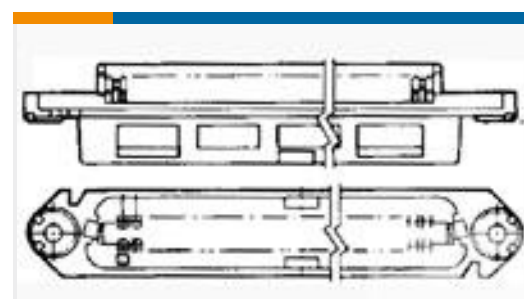
Customers Also Bought



TE Part #66394-8  
III+ SKT,30-26,30AU,FL,STRIP



TE Part #552270-1  
ASSY, PLUG, 14 POS, B SLOT



TE Part #552314-1  
ASSY, RCPT, 36 POS, B SLOT



TE Part #200517-9  
34 POS. SHIELD ASSY.



## Documents

### Product Drawings

[PLUG ASSY,64POSN,FSLOT,CHAMPLK](#)

English

### CAD Files

Customer View Model

[ENG\\_CVM\\_CVM\\_556409-1\\_B.2d\\_dxf.zip](#)

English

3D PDF

3D

Customer View Model

[ENG\\_CVM\\_CVM\\_556409-1\\_B.3d\\_igs.zip](#)

English

Customer View Model

[ENG\\_CVM\\_CVM\\_556409-1\\_B.3d\\_stp.zip](#)

English

By downloading the CAD file I accept and agree to the [Terms and Conditions](#) of use.

### Product Specifications

[Application Specification](#)

English

[Application Specification](#)

English

### Agency Approvals

[CSA Certificate](#)

English

