




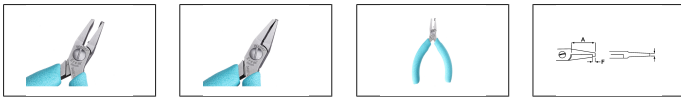


549E12

Product no.: 549E12

Distance cutter, cuts wire to a length of 1.2 mm/.047 Inch





























































-  Special tool steel
-  ESD-safe
-  Fixed length distance cutter



[source images](#)

The Perfect Cut - Strong, sharp and precise, every time

The Weller Erem Series 500 Micro is a full range of medium sized, robust, precision cutters with a wide range of head shapes. The cutters are manufactured from high grade tool steel. The cutting edges are hardened to Rockwell 63-65 HRC. The precision cutters have a nonreflecting surface, are ESD safe and resharpenable.

Type	Type of Cut	Cutting Capacity
Series 500 Medium		
		mm 0,03 0,1 0,2 0,3 0,4 0,5 0,6 0,7 0,8 0,9 1,0 1,1 1,2 1,3 1,4 1,5 1,6 1,7 1,8 1,9 2,0 Inch .0001 .0003 .0007 .0011 .0015 .0019 .0023 .0027 .0031 .0035 .0039 .0043 .0047 .0051 .0055 .0059 .0062 .0066 .0070 .0074 .0078
	512N  Semi Flush	
	512E  Semi Flush	
	599T  Semi Flush / Carbide	
	522N  Flush	
	599E  Flush	
	532N  Super Full Flush	
	576TX1  Flush / Carbide	
	503E  Flush	
	503ETST 30°  Flush / Carbide	
	504AE  Flush	
	555E 35°  Flush	
	572E 40°  Flush	
	582E 45°  Flush	
	593AE 30°  Flush	
	575E 45°  Flush	
	592E  Flush	
	792E  Super Full Flush	
	576TX  Flush / Carbide	
	570E  Flush	
	573E  Flush	
		for vertical tip cutting





Technical Data

Length mm	120
Length of cutting edges mm	5
Head width mm	---
Head thickness mm	---
Head length mm	26
Max. cutting capability – hard wire mm	---
Weight in oz	2.363
Length of cutting edges Inches	0.197
Head width Inches	---
Head thickness Inches	---
Head length Inches	1.024
ESD-safe	on
Cut	Flush
Max. cutting capability – medium hardness mm	---
Max. cutting capability – copper wire mm	Ø 1,2
Length inches	4.724
Weight in g	67
Erem applications	---