

5499206-9 ✓ ACTIVE



AMP-LATCH | AMP-LATCH Universal Headers

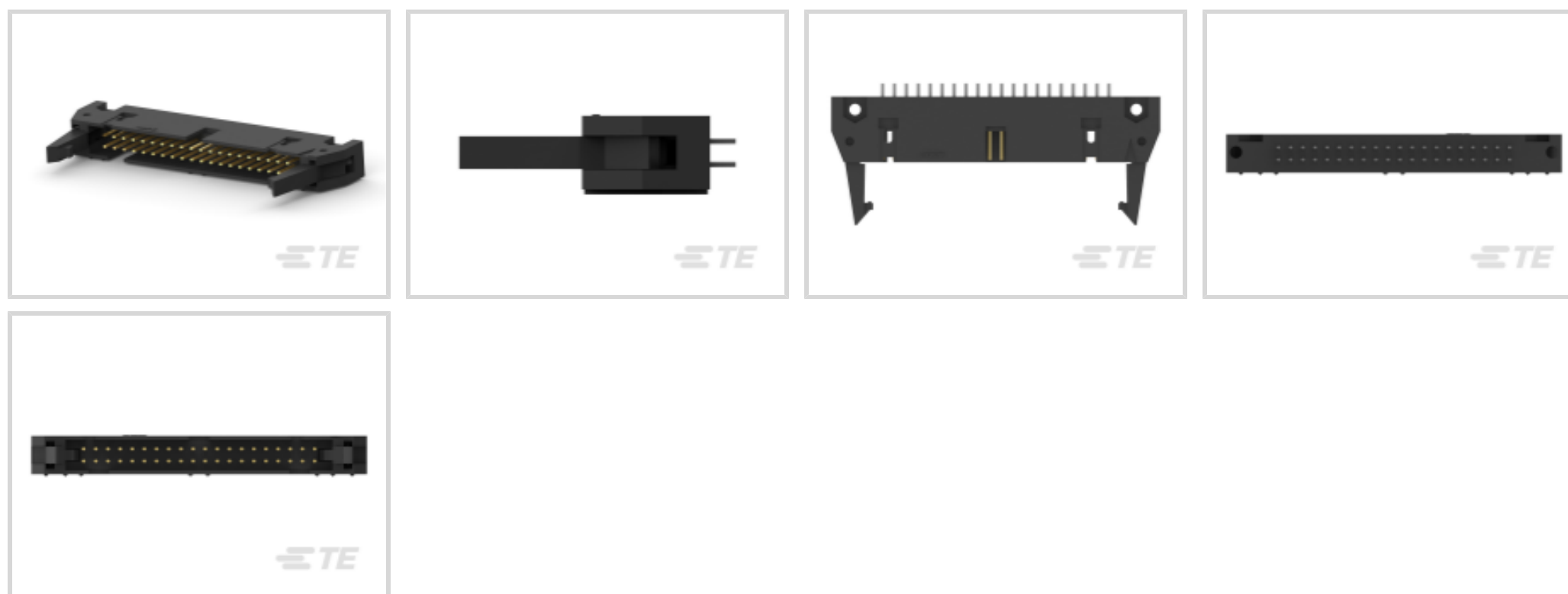
TE Internal #: 5499206-9

AMP-LATCH Universal Headers, Ribbon Cable Connectors, Wire-to-Board, 40 Position, .1 in [2.54 mm] Centerline, Vertical, Through Hole - Solder, 2 Row

[View on TE.com >](#)

Connectors > PCB Connectors > Wire-to-Board Connectors > FFC, FPC & Ribbon Connectors > Ribbon Cable Connectors >

AMP-LATCH UNIVERSAL HEADERS



Connector System: **Wire-to-Board**

Number of Positions: **40**

Centerline (Pitch): **2.54 mm [.1 in]**

PCB Mount Retention: **Without**

PCB Mount Orientation: **Vertical**

[All AMP-LATCH UNIVERSAL HEADERS \(525\)](#)

Features

Product Type Features

Connector Type	Header
Ribbon Cable Connector Header Type	Universal Ejection Pin Headers
Connector Mating Latch & Lock Type	Long
Connector Product Type	Connector Assembly
Connector System	Wire-to-Board
Connector & Housing Type	Plug
Connector & Contact Terminates To	Printed Circuit Board

Configuration Features

Number of Positions	40
PCB Mount Orientation	Vertical
Number of Rows	2

Electrical Characteristics



Insulation Resistance	5000 MΩ
Operating Voltage	250 VAC

Body Features

Connector Profile	Standard
-------------------	----------

Contact Features

Mating Square Post Dimension	.64 mm[.025 in]
PCB Contact Termination Area Plating Material Thickness	2.54 μm[100 μin]
Contact Type	Pin
Contact Mating Area Plating Material Thickness	.76 μm[30 μin]
Contact Mating Area Plating Material	Gold
Contact Shape & Form	Square
PCB Contact Termination Area Plating Material	Tin
Contact Base Material	Phosphor Bronze
Contact Current Rating (Max)	1 A

Termination Features

Round Termination Post & Tail Diameter	.64 mm[.025 in]
Termination Post & Tail Length	2.79 mm[.11 in]
Termination Method to Printed Circuit Board	Through Hole - Solder

Mechanical Attachment

Mating Alignment	With
PCB Mount Alignment	Without
Panel Mount Feature	Without
PCB Mount Retention	Without
Mating Alignment Type	Center, Dual Polarizing Bar
Mating Retention	With
Mating Retention Type	Ejection Latch
Connector Mounting Type	Board Mount

Housing Features

Housing Material	Glass Filled Nylon/Polyester
Housing Color	Black
Centerline (Pitch)	2.54 mm[.1 in]

Dimensions



Shrouded End Dimension	3.81 mm[.15 in]
Connector Length	70.1 mm[2.76 in]
Connector Height	13.94 mm[.548 in]
PCB Thickness (Recommended)	1.57 mm[.062 in]
Row-to-Row Spacing	2.54 mm[.1 in]

Usage Conditions

Housing Temperature Rating	Standard
Operating Temperature Range	-65 – 105 °C[-85 – 221 °F]

Operation/Application

Circuit Application	Signal
---------------------	--------

Industry Standards

UL Flammability Rating	UL 94V-0
------------------------	----------

Packaging Features

Packaging Quantity	18
Packaging Method	Tray

Other

Comment	Mates with Receptacles
---------	------------------------

Product Compliance

[For compliance documentation, visit the product page on TE.com>](#)

EU RoHS Directive 2011/65/EU	Compliant
EU ELV Directive 2000/53/EC	Compliant
China RoHS 2 Directive MIIT Order No 32, 2016	No Restricted Materials Above Threshold
EU REACH Regulation (EC) No. 1907/2006	Current ECHA Candidate List: JAN 2022 (223) Candidate List Declared Against: JAN 2022 (223) Does not contain REACH SVHC
Halogen Content	Not Low Halogen - contains Br or Cl > 900 ppm.
Solder Process Capability	Wave solder capable to 265°C

Product Compliance Disclaimer

This information is provided based on reasonable inquiry of our suppliers and represents our current actual knowledge based on the information they provided. This information is subject to change. The part numbers that TE has identified as EU RoHS compliant have a maximum concentration of 0.1% by weight in homogenous materials for lead, hexavalent

chromium, mercury, PBB, PBDE, DBP, BBP, DEHP, DIBP, and 0.01% for cadmium, or qualify for an exemption to these limits as defined in the Annexes of Directive 2011/65/EU (RoHS2). Finished electrical and electronic equipment products will be CE marked as required by Directive 2011/65/EU. Components may not be CE marked. Additionally, the part numbers that TE has identified as EU ELV compliant have a maximum concentration of 0.1% by weight in homogenous materials for lead, hexavalent chromium, and mercury, and 0.01% for cadmium, or qualify for an exemption to these limits as defined in the Annexes of Directive 2000/53/EC (ELV). Regarding the REACH Regulation, the information TE provides on SVHC in articles for this part number is based on the latest European Chemicals Agency (ECHA) 'Guidance on requirements for substances in articles' posted at this URL: <https://echa.europa.eu/guidance-documents/guidance-on-reach>

Compatible Parts



Also in the Series | **AMP-LATCH Universal Headers**


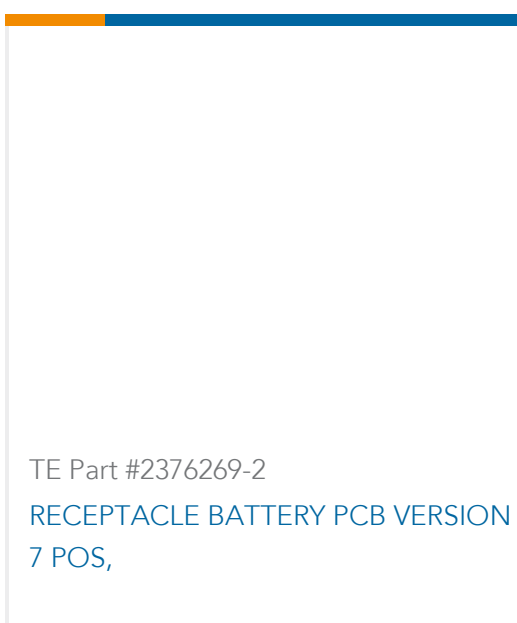


Ribbon Cable Connectors(525)



Ribbon Connector Accessories(13)

Customers Also Bought

TE Part #6609006-3
1EEJP=F8008 S0TE Part #2-1437416-8
SSB7FP080202=SSB STRIP 7/16 8TE Part #5536406-5
ASSY,PIN,EUROCARD,"C",LEAD-FREE,A&C,64/9TE Part #4-1437416-3
SSB7FP130201=SSB STRIP 7/16, 1TE Part #2376269-2
RECEPTACLE BATTERY PCB VERSION
7 POS,

Documents

Product Drawings

[A/L UNIV HDR 40P VERT LG LAT](#)

English

CAD Files

[3D PDF](#)

3D

Customer View Model

[ENG_CVM_CVM_5499206-9_C.2d_dxf.zip](#)

English

Customer View Model

[ENG_CVM_CVM_5499206-9_C.3d_igs.zip](#)

English

Customer View Model

[ENG_CVM_CVM_5499206-9_C.3d_stp.zip](#)

English

By downloading the CAD file I accept and agree to the [Terms and Conditions](#) of use.



Datasheets & Catalog Pages

[Ribbon Cable Interconnect Solutions](#)

English

Product Specifications

[Product Specification](#)

English

Product Environmental Compliance

[MD_5499206-9_03162017039_dmtec](#)

English

[MD_5499206-9_03162017039_dmtec](#)

English