

5104338-8 ✓ ACTIVE




AMP-LATCH

TE Internal #: 5104338-8

Ribbon Cable Connectors, Wire-to-Board, 40 Position, .1 in [2.54 mm] Centerline, Vertical, Through Hole - Solder, 2 Row, Plug, Low Profile

[View on TE.com >](#)

Connectors > PCB Connectors > Wire-to-Board Connectors > FFC, FPC & Ribbon Connectors > Ribbon Cable Connectors



Connector System: **Wire-to-Board**

Number of Positions: **40**

Centerline (Pitch): **2.54 mm [.1 in]**

PCB Mount Retention: **With**

PCB Mount Retention Type: **Retention Solder Tails**

Features

Product Type Features

Connector Type	Header
Ribbon Cable Connector Header Type	Pin Header
Connector Product Type	Connector Assembly
Connector System	Wire-to-Board
Connector & Housing Type	Plug
Connector & Contact Terminates To	Printed Circuit Board

Configuration Features

Number of Positions	40
PCB Mount Orientation	Vertical
Number of Rows	2

Electrical Characteristics

Insulation Resistance	5000 MΩ
Operating Voltage	250 VAC

Body Features



Daisy Chain	With
Connector Profile	Low

Contact Features

Mating Square Post Dimension	.64 mm[.025 in]
PCB Contact Termination Area Plating Material Thickness	2.54 μ m[100 μ in]
Contact Type	Pin
	15 μ in
Contact Mating Area Plating Material	Gold, Gold Flash
Contact Shape & Form	Square
Contact Underplating Material	Nickel
PCB Contact Termination Area Plating Material	Tin
Contact Base Material	Phosphor Bronze
Contact Current Rating (Max)	1 A

Termination Features

Square Termination Post & Tail Dimension	.64 mm[.025 in]
Termination Post & Tail Length	3.05 mm[.12 in]
Termination Method to Printed Circuit Board	Through Hole - Solder

Mechanical Attachment

Mating Alignment	With
PCB Mount Alignment	Without
Panel Mount Feature	Without
PCB Mount Retention	With
PCB Mount Retention Type	Retention Solder Tails
Mating Alignment Type	Center, Dual Polarizing Bar
Mating Retention	Without
Connector Mounting Type	Board Mount

Housing Features

Housing Material	Glass Filled PPA
Housing Color	Black
Centerline (Pitch)	2.54 mm[.1 in]

Dimensions

Shrouded End Dimension	3.81 mm[.15 in]
------------------------	-----------------



Connector Length	58.42 mm[2.3 in]
------------------	------------------

Connector Height	8.81 mm[.347 in]
------------------	------------------

Row-to-Row Spacing	2.54 mm[.1 in]
--------------------	----------------

Usage Conditions

Housing Temperature Rating	High
----------------------------	------

Operating Temperature Range	-65 – 105 °C[-85 – 221 °F]
-----------------------------	----------------------------

Operation/Application

Solder Process Feature	Board Standoff
------------------------	----------------

Circuit Application	Signal
---------------------	--------

Industry Standards

UL Flammability Rating	UL 94V-0
------------------------	----------

Packaging Features

Packaging Quantity	30
--------------------	----

Packaging Method	Tube
------------------	------

Other

Comment	Mates with Receptacles
---------	------------------------

Product Compliance

[For compliance documentation, visit the product page on TE.com>](#)

EU RoHS Directive 2011/65/EU	Compliant
------------------------------	-----------

EU ELV Directive 2000/53/EC	Compliant
-----------------------------	-----------

China RoHS 2 Directive MIIT Order No 32, 2016	No Restricted Materials Above Threshold
---	---

EU REACH Regulation (EC) No. 1907/2006	Current ECHA Candidate List: JAN 2022 (223) Candidate List Declared Against: JAN 2022 (223) Does not contain REACH SVHC
--	---

Halogen Content	Not Low Halogen - contains Br or Cl > 900 ppm.
-----------------	--

Solder Process Capability	Wave solder capable to 265°C
---------------------------	------------------------------

Product Compliance Disclaimer

This information is provided based on reasonable inquiry of our suppliers and represents our current actual knowledge based on the information they provided. This information is subject to change. The part numbers that TE has identified as EU RoHS compliant have a maximum concentration of 0.1% by weight in homogenous materials for lead, hexavalent chromium, mercury, PBB, PBDE, DBP, BBP, DEHP, DIBP, and 0.01% for cadmium, or qualify for an exemption to these limits as defined in the Annexes of Directive 2011/65/EU (RoHS2). Finished electrical and electronic equipment products

will be CE marked as required by Directive 2011/65/EU. Components may not be CE marked. Additionally, the part numbers that TE has identified as EU ELV compliant have a maximum concentration of 0.1% by weight in homogenous materials for lead, hexavalent chromium, and mercury, and 0.01% for cadmium, or qualify for an exemption to these limits as defined in the Annexes of Directive 2000/53/EC (ELV). Regarding the REACH Regulation, the information TE provides on SVHC in articles for this part number is based on the latest European Chemicals Agency (ECHA) 'Guidance on requirements for substances in articles' posted at this URL: <https://echa.europa.eu/guidance-documents/guidance-on-reach>

Compatible Parts



TE Part # 499252-1
040 STRAIN RELIEF A-L RCPT



TE Part # 1-1658527-3
622-4041LF FEM SOCKET, LEAD FREE



TE Part # 1658622-9
40 NOVO MIL/CTR 30DP, LEAD FREE



TE Part # 1658620-9
40 NOVO MIL 15DP, LEAD FREE



TE Part # 1658623-9
40 NOVO MIL 30DP, LEAD FREE



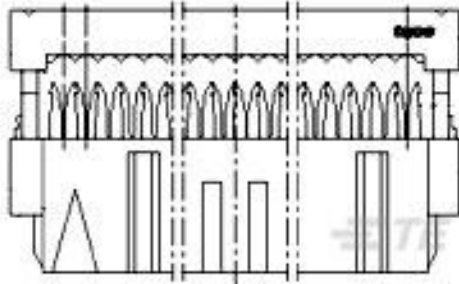
TE Part # 2-1658526-1
609-4041LF FEM SOCKET, LEAD FREE



TE Part # 1-1658528-9
636-4041LF=FEM SKT BLD POL S/R



TE Part # CAT-AM71-A85022
Female Socket Connectors: Strain Relief



TE Part # 4-215911-0
AMP LATCH, L.P.



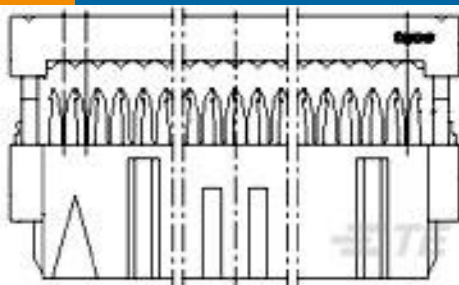
TE Part # 1-1658527-2
622-4030LF FEM SOCKET, LEAD FREE



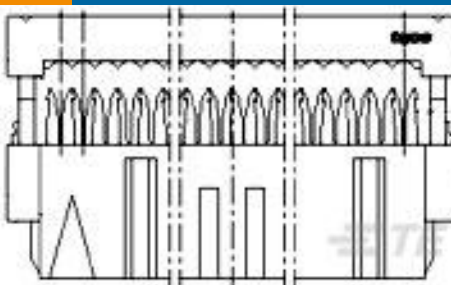
TE Part # 1658621-9
40 NOVO MIL/CTR 15DP, LEAD FREE



TE Part # 2-1658526-0
609-4030LF FEM SOCKET, LEAD FREE



TE Part # 4-215915-0
AMP-LATCH 15.2 HIGH TAPE



TE Part # 4-215919-0
AMP-LATCH 15.2 HIGH TAPE



TE Part # 1658624-9
40 NOVO DUAL 30DP, LEAD FREE

Customers Also Bought



TE Part #5749081-1
100 50SR BSHLL KIT, M J-SCR



TE Part #6-1624113-2
3650 2A 0.56uH 5% 2K RL




TE Part #1982299-1
ELCON MINI 2P CABLE CONN, WITH CODING(R)



TE Part #5-2176339-7
CRGCO 0603 470K 1%



TE Part #1-2176339-2
CRGCO 0603 82R 1%



TE Part #1-776262-1
14 POS AMPSEAL VERTICAL HDR



TE Part #3-644456-6
06P MTA100 HDR ASSY (NARROW)



TE Part #1565079-1
GRACE INERTIA 3.5 REC CONTACT(L)



TE Part #1-534206-5
30 MODII VRT DR CE 100/115

Documents

Product Drawings

[A/L LOW PRO HDR 40P VERT HT](#)

English

CAD Files

[3D PDF](#)

3D

Customer View Model

[ENG_CVM_CVM_5104338-8_C.2d_dxf.zip](#)

English

Customer View Model

[ENG_CVM_CVM_5104338-8_C.3d_igs.zip](#)

English

Customer View Model

[ENG_CVM_CVM_5104338-8_C.3d_stp.zip](#)

English

By downloading the CAD file I accept and agree to the [Terms and Conditions](#) of use.

Datasheets & Catalog Pages



[AMPMODU_INTERCONNECTION_SYSTEM_SECTION5](#)

English

[Ribbon Cable Interconnect Solutions](#)

English

[Product Specifications](#)

[Product Specification](#)

English

[Product Environmental Compliance](#)

[MD_5104338-8_12222017844_dmtec](#)

English

[MD_5104338-8_12222017844_dmtec](#)

English