

5-520315-4 ✓ ACTIVE

TRIO-MATE

TE Internal #: 5-520315-4

TRIO-MATE, FFC Connectors, Connector Assembly, Wire-to-Board,
4 Position, 2.54 mm [.1 in] Centerline, 1 Row, Vertical, Socket, Tray

[View on TE.com >](#)



Connectors > PCB Connectors > Wire-to-Board Connectors > FFC, FPC & Ribbon Connectors > FFC Connectors



FFC Connector Product Type: **Connector Assembly**

Connector System: **Wire-to-Board**

Number of Positions: **4**

Centerline (Pitch): **2.54 mm [.1 in]**

Number of Rows: **1**

Features

Product Type Features

Connector & Housing Type	Receptacle
FFC Connector Product Type	Connector Assembly
Connector System	Wire-to-Board
Sealable	No
Connector & Contact Terminates To	Printed Circuit Board
Insertion Force Type	Low Insertion Force (LIF)

Configuration Features

Number of Positions	4
Number of Rows	1
PCB Mount Orientation	Vertical

Contact Features

Contact Mating Area Plating Material	Tin
Contact Mating Area Plating Material Finish	Bright
PCB Contact Termination Area Plating Material	Tin
Contact Base Material	Phosphor Bronze
Contact Type	Socket
Contact Current Rating (Max)	1 A

Termination Features

Termination Post & Tail Length	3.56 mm[.14 in]
--------------------------------	-----------------



Termination Method to Printed Circuit Board	Through Hole - Solder
---	-----------------------

Mechanical Attachment

Mating Alignment Type	Polarization
PCB Mount Alignment	Without
PCB Mount Retention	With
PCB Mount Retention Type	Z Bend
Mating Retention	Without
Mating Alignment	With
Panel Mount Feature	Without
Connector Mounting Type	Board Mount

Housing Features

Housing Material	Thermoplastic
Centerline (Pitch)	2.54 mm [.1 in]
FFC Cable Entry	Vertical
Housing Color	Black

Dimensions

PCB Thickness (Recommended)	1.57 mm [.062 in]
-----------------------------	-------------------

Usage Conditions

Operating Temperature Range	-55 – 105 °C [-67 – 221 °F]
-----------------------------	-----------------------------

Operation/Application

Circuit Application	Signal
---------------------	--------

Industry Standards

UL Flammability Rating	UL 94V-0
------------------------	----------

Packaging Features

Packaging Quantity	285
Packaging Method	Tray

Product Compliance

[For compliance documentation, visit the product page on TE.com>](#)

EU RoHS Directive 2011/65/EU	Compliant
EU ELV Directive 2000/53/EC	Compliant
China RoHS 2 Directive MIIT Order No 32, 2016	No Restricted Materials Above Threshold



EU REACH Regulation (EC) No. 1907/2006

Current ECHA Candidate List: JAN 2022 (223)

Candidate List Declared Against: JUL 2021 (219)

SVHC > Threshold: Not Yet Reviewed

Halogen Content

Not Low Halogen - contains Br or Cl > 900 ppm.

Solder Process Capability

Wave solder capable to 265°C

Product Compliance Disclaimer

This information is provided based on reasonable inquiry of our suppliers and represents our current actual knowledge based on the information they provided. This information is subject to change. The part numbers that TE has identified as EU RoHS compliant have a maximum concentration of 0.1% by weight in homogenous materials for lead, hexavalent chromium, mercury, PBB, PBDE, DBP, BBP, DEHP, DIBP, and 0.01% for cadmium, or qualify for an exemption to these limits as defined in the Annexes of Directive 2011/65/EU (RoHS2). Finished electrical and electronic equipment products will be CE marked as required by Directive 2011/65/EU. Components may not be CE marked. Additionally, the part numbers that TE has identified as EU ELV compliant have a maximum concentration of 0.1% by weight in homogenous materials for lead, hexavalent chromium, and mercury, and 0.01% for cadmium, or qualify for an exemption to these limits as defined in the Annexes of Directive 2000/53/EC (ELV). Regarding the REACH Regulation, the information TE provides on SVHC in articles for this part number is based on the latest European Chemicals Agency (ECHA) 'Guidance on requirements for substances in articles' posted at this URL: <https://echa.europa.eu/guidance-documents/guidance-on-reach>

Also in the Series | **TRIO-MATE**




FFC Connectors(71)

Customers Also Bought



TE Part #6-520315-4
TRIOMATE ASY V 14P L=3.556LDFR



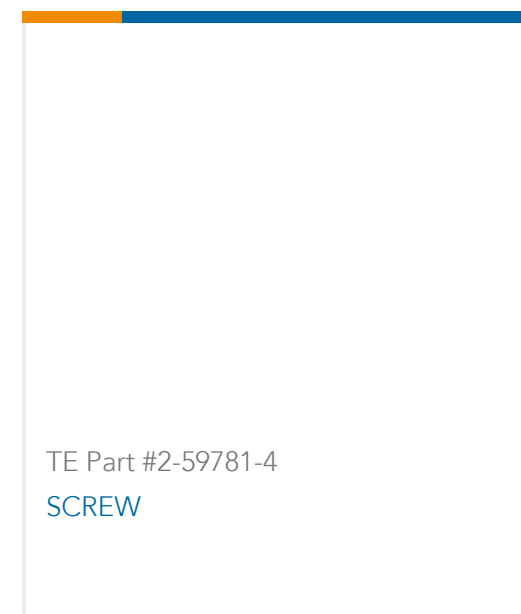
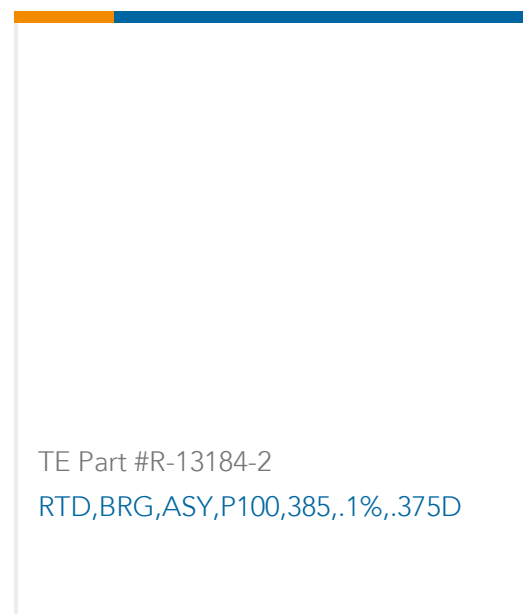

TE Part #6-102692-7
30 MODII 2PC HDR DR SHRD, ROHS



TE Part #1-1825010-3
ASE4204=4PDT AUTOSLIDE



TE Part #201355-1
MALE BLOCK 14 PL.



Documents

Product Drawings

[TRIOMATE ASSY V 4P L=3.556LDFR](#)

English

CAD Files

[3D PDF](#)

3D

Customer View Model

[ENG_CVM_CVM_5-520315-4_S.2d_dxf.zip](#)

English

Customer View Model

[ENG_CVM_CVM_5-520315-4_S.3d_igs.zip](#)

English

Customer View Model

[ENG_CVM_CVM_5-520315-4_S.3d_stp.zip](#)

English

By downloading the CAD file I accept and agree to the [Terms and Conditions](#) of use.

Product Specifications

[Trio-Mate Flat Flexible Discrete Circuit .100 Connectors](#)

English

[Application Specification](#)

Japanese

[Application Specification](#)

English