

5-2203452-7 ✓ ACTIVE

FAKRA RF Connector System

TE Internal #: 5-2203452-7

Data Connectivity Headers, Keying Code G, Wire-to-Device, 1 Position, Vertical, Printed Circuit Board, Signal, FAKRA RF Connector System

[View on TE.com >](#)



Connectors > Automotive Connectors > Data Connectivity Systems > Data Connectivity Headers



Keying Code: **G**

Connector System: **Wire-to-Device**

Number of Positions: **1**

Sealable: **No**

Shielded: **No**

Features

Product Type Features

| | |
|-----------------------------------|-----------------------|
| Board Standoff | Without |
| Hybrid Connector | No |
| Connector System | Wire-to-Device |
| Sealable | No |
| Connector & Contact Terminates To | Printed Circuit Board |

Configuration Features

| | |
|-----------------------|----------|
| Keying Code | G |
| Number of Positions | 1 |
| PCB Mount Orientation | Vertical |

Electrical Characteristics

| | |
|-----------|-------------|
| Impedance | 50 Ω |
|-----------|-------------|

Signal Characteristics

| | |
|---------------------------|--------------|
| Operating Frequency Range | 0 – 6000 MHz |
|---------------------------|--------------|

Body Features

| | |
|---------------|-------|
| Body Material | Other |
|---------------|-------|

Contact Features

| | |
|----------------|------|
| Center Contact | With |
| Contact Type | Pin |



| | |
|--------------------------------------|------|
| Contact Mating Area Plating Material | Gold |
|--------------------------------------|------|

| | |
|--|-------|
| RF Connector Center Contact Plating Material | Other |
|--|-------|

Mechanical Attachment

| | |
|------------------|------|
| Mating Retention | With |
|------------------|------|

| | |
|--------------------|-----------------------|
| PCB Mounting Style | Through Hole - Solder |
|--------------------|-----------------------|

| | |
|---------------------|---------|
| PCB Mount Retention | Without |
|---------------------|---------|

Housing Features

| | |
|---------------|------|
| Housing Color | Gray |
|---------------|------|

Dimensions

| | |
|---------------|-----------------|
| Product Width | 7.5 mm[.295 in] |
|---------------|-----------------|

| | |
|----------------|------------------|
| Product Length | 13.8 mm[.543 in] |
|----------------|------------------|

| | |
|----------------|------------------|
| Product Height | 11.45 mm[.45 in] |
|----------------|------------------|

Usage Conditions

| | |
|-----------------------------|--|
| Operating Temperature (Max) | 65 °C, 70 °C, 75 °C, 80 °C, 85 °C, 90 °C, 100 °C, 105 °C[149 °F][158 °F][167 °F][176 °F][185 °F][194 °F][212 °F][221 °F] |
|-----------------------------|--|

| | |
|-----------------------------|----------------------------|
| Operating Temperature Range | -40 – 105 °C[-40 – 221 °F] |
|-----------------------------|----------------------------|

Operation/Application

| | |
|----------|----|
| Shielded | No |
|----------|----|

| | |
|---------------------|--------|
| Circuit Application | Signal |
|---------------------|--------|

Other

| | |
|----------------|--------|
| Solder Process | Reflow |
|----------------|--------|

| | |
|--------------------------------|-------|
| Outer Contact Plating Material | Other |
|--------------------------------|-------|

| | |
|--------------------------|----------|
| PCB Leg Plating Material | Tin (Sn) |
|--------------------------|----------|

| | |
|---------------------|-----|
| Dielectric Material | PCT |
|---------------------|-----|

Product Compliance

[For compliance documentation, visit the product page on TE.com>](#)

| | |
|------------------------------|-----------|
| EU RoHS Directive 2011/65/EU | Compliant |
|------------------------------|-----------|

| | |
|-----------------------------|-----------|
| EU ELV Directive 2000/53/EC | Compliant |
|-----------------------------|-----------|

| | |
|---|---|
| China RoHS 2 Directive MIIT Order No 32, 2016 | No Restricted Materials Above Threshold |
|---|---|

| | |
|--|--|
| EU REACH Regulation (EC) No. 1907/2006 | Current ECHA Candidate List: JUNE 2022 (224) |
|--|--|



Not Yet Reviewed

| | |
|---------------------------|---|
| Halogen Content | Low Halogen - Br, Cl, F, I < 900 ppm per homogenous material. Also BFR/CFR/PVC Free |
| Solder Process Capability | Not reviewed for solder process capability |

Product Compliance Disclaimer


This information is provided based on reasonable inquiry of our suppliers and represents our current actual knowledge based on the information they provided. This information is subject to change. The part numbers that TE has identified as EU RoHS compliant have a maximum concentration of 0.1% by weight in homogenous materials for lead, hexavalent chromium, mercury, PBB, PBDE, DBP, BBP, DEHP, DIBP, and 0.01% for cadmium, or qualify for an exemption to these limits as defined in the Annexes of Directive 2011/65/EU (RoHS2). Finished electrical and electronic equipment products will be CE marked as required by Directive 2011/65/EU. Components may not be CE marked. Additionally, the part numbers that TE has identified as EU ELV compliant have a maximum concentration of 0.1% by weight in homogenous materials for lead, hexavalent chromium, and mercury, and 0.01% for cadmium, or qualify for an exemption to these limits as defined in the Annexes of Directive 2000/53/EC (ELV). Regarding the REACH Regulations, TE's information on SVHC in articles for this part number is still based on the European Chemical Agency (ECHA) 'Guidance on requirements for substances in articles' (Version: 2, April 2011), applying the 0.1% weight on weight concentration threshold at the finished product level. TE is aware of the European Court of Justice ruling of September 10th, 2015 also known as O5A (Once An Article Always An Article) stating that, in case of 'complex object', the threshold for a SVHC must be applied to both the product as a whole and simultaneously to each of the articles forming part of its composition. TE has evaluated this ruling based on the new ECHA "Guidance on requirements for substances in articles" (June 2017, version 4.0) and will be updating its statements accordingly.

Compatible Parts



TE Part # 2272519-7
FEMALE KIT, 1P, FAKRA


Also in the Series | FAKRA RF Connector System




Automotive Connector Caps & Covers (1)



Automotive Connector EMC Shielding (5)




Automotive Connector Locks & Position Assurance(4)



Automotive Housings(2)



Automotive Terminals(12)



Coax Contacts(1)



Data Connectivity Headers(358)




Data Connectivity Housings(415)



Infotainment & Multimedia Cable Assemblies(1)



Other Automotive Connector Accessories(34)



PCB Headers & Receptacles(2)



RF Connectors(1)


Customers Also Bought



TE Part #1376111-6
025 24 POS CAP ASSY V



TE Part #1376113-5
HIGH PIN COUNT HEADER



TE Part #917067-6
040-2 TAB CONT S GOLD 22-18



TE Part #1-2236896-5
2POS, MCON 1.2 LL REC SEALED



TE Part #1903883-1
0.50 SERIES CONN 16POS PLUG HOUSING ASSY



TE Part #1747085-1
0.64 6POS PLUG ASSY



TE Part #1473369-3
SQUIB 11DIA SCR ASSY 8.8MM TYP



TE Part #1473369-7
SQUIB 11DIA SCR ASSY CODE-A GR



TE Part #2286546-2
HSD,HDR ASSY,90DEG,COD B

Documents



Product Drawings

[MALE ASM, 1 POS, VERT, PCB, KEY G](#)

English

CAD Files

[3D PDF](#)

3D

Customer View Model

[ENG_CVM_CVM_5-2203452-7_D.2d_dxf.zip](#)

English

Customer View Model

[ENG_CVM_CVM_5-2203452-7_D.3d_igs.zip](#)

English

Customer View Model

[ENG_CVM_CVM_5-2203452-7_D.3d_stp.zip](#)

English

By downloading the CAD file I accept and agree to the [Terms and Conditions](#) of use.

Product Specifications

[Application Specification](#)

English