

5-160446-2 ✓ ACTIVE

FASTIN-FASTON | FASTIN-FASTON 250

TE Internal #: 5-160446-2

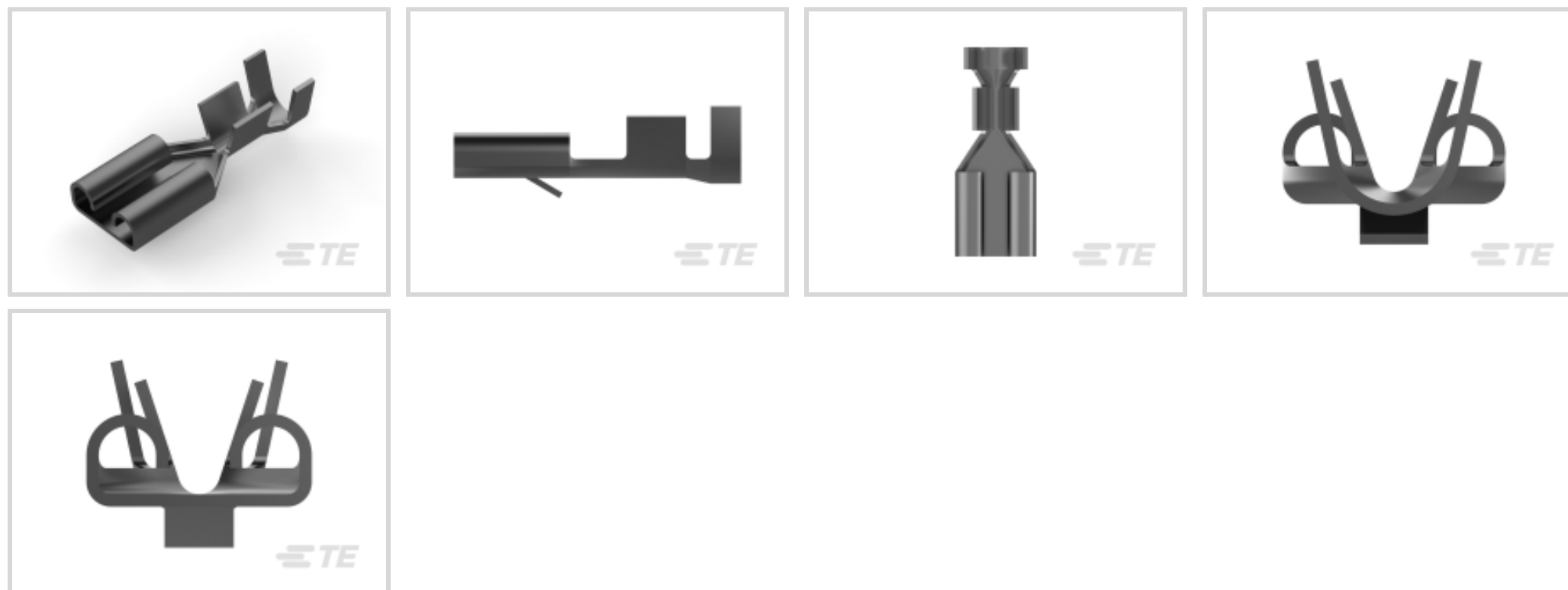
FASTIN-FASTON 250, Quick Disconnects, Receptacle, 17 – 13

AWG Wire Size, 1.03 – 2.62 mm² Wire Size, Mating Tab Width .25 in [6.35 mm], Straight

[View on TE.com >](#)



Terminals & Splices > Quick Disconnects



Quick Disconnect Terminal Type: **Receptacle**

Wire Size: **1.03 – 2.62 mm²**

Mating Tab Width: **6.35 mm [.25 in]**

Mating Tab Thickness: **.81 mm [.032 in]**

Features

Product Type Features

Terminates To	Wire & Cable
Wire Stop	No
Wire/Cable Type	Regular Wire
Insertion Force	Normal
Sealable	No

Configuration Features

Connection Capacity	Single
---------------------	--------

Contact Features

Quick Disconnect Terminal Type	Receptacle
Mating Tab Width	6.35 mm[.25 in]
Mating Tab Thickness	.81 mm[.032 in]
Terminal Orientation	Straight
Contact Base Material	Phosphor Bronze
Terminal Plating Material	Tin
Crimp Type	F-Crimp



Barrel Type	Open
-------------	------

Mechanical Attachment

Mating Retention Type	Locking Lance
Wire Insulation Support	With

Dimensions

Accepts Wire Insulation Diameter Range	3 – 4 mm [.118 – .157 in]
Overall Length	19.2 mm [.756 in]
Receptacle Terminal Stock Thickness	.41 mm [.016 in]
Wire Size	1.03 – 2.62 mm ²

Usage Conditions

Insulation Requirement	Uninsulated
Operating Temperature Range	-40 – 110 °C [-40 – 230 °F]

Packaging Features

Packaging Quantity	5000
Packaging Method	Strip/Reel

Other

Comment	"According to DIN 46340, Part 3", Chamfered, With dimple
---------	---

Product Compliance

[For compliance documentation, visit the product page on TE.com>](#)

EU RoHS Directive 2011/65/EU	Compliant
EU ELV Directive 2000/53/EC	Compliant
China RoHS 2 Directive MIIT Order No 32, 2016	No Restricted Materials Above Threshold
EU REACH Regulation (EC) No. 1907/2006	Current ECHA Candidate List: JAN 2022 (223) Candidate List Declared Against: JAN 2022 (223) Does not contain REACH SVHC
Halogen Content	Low Halogen - Br, Cl, F, I < 900 ppm per homogenous material. Also BFR/CFR/PVC Free
Solder Process Capability	Not applicable for solder process capability


Product Compliance Disclaimer

This information is provided based on reasonable inquiry of our suppliers and represents our current actual knowledge based on the information they provided. This information is subject to change. The part numbers that TE has identified as EU RoHS compliant have a maximum concentration of 0.1% by weight in homogenous materials for lead, hexavalent chromium, mercury, PBB, PBDE, DBP, BBP, DEHP, DIBP, and 0.01% for cadmium, or qualify for an exemption to these limits as defined in the Annexes of Directive 2011/65/EU (RoHS2). Finished electrical and electronic equipment products will be CE marked as required by Directive 2011/65/EU. Components may not be CE marked. Additionally, the part numbers that TE has identified as EU ELV compliant have a maximum concentration of 0.1% by weight in homogenous materials for lead, hexavalent chromium, and mercury, and 0.01% for cadmium, or qualify for an exemption to these limits as defined in the Annexes of Directive 2000/53/EC (ELV). Regarding the REACH Regulation, the information TE provides on SVHC in articles for this part number is based on the latest European Chemicals Agency (ECHA) 'Guidance on requirements for substances in articles' posted at this URL: <https://echa.europa.eu/guidance-documents/guidance-on-reach>

Compatible Parts



Also in the Series | **FASTIN-FASTON 250**



Crimp Terminal Housings(218)



Insertion & Extraction Tools(2)



PCB Terminals(2)



Quick Disconnects(258)

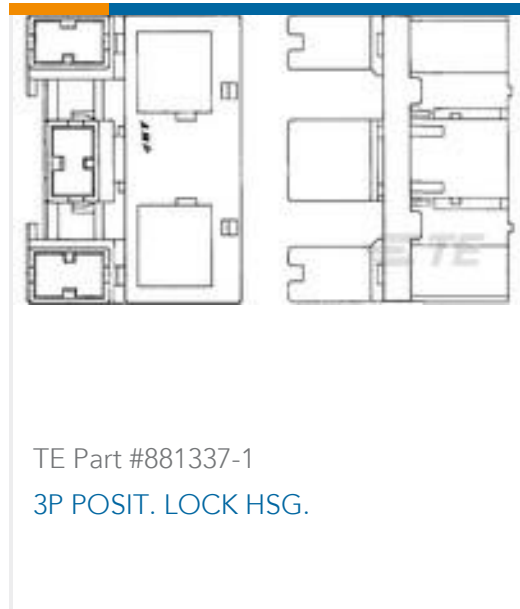
Customers Also Bought



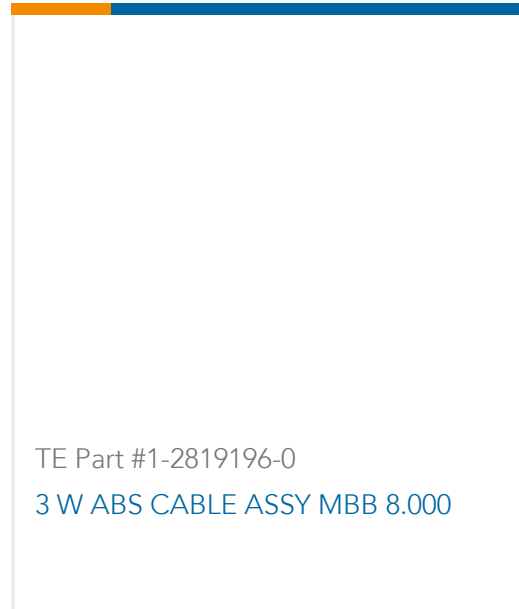
TE Part #DT04-4P-CL06
REC, 4P, BLK, E, FLANGE



TE Part #1355289-2
MCP9,5BU-GEH2P,GRAU



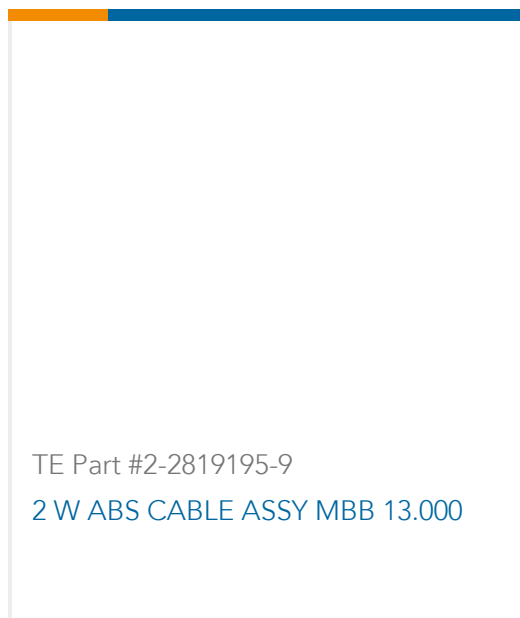
TE Part #881337-1
3P POSIT. LOCK HSG.



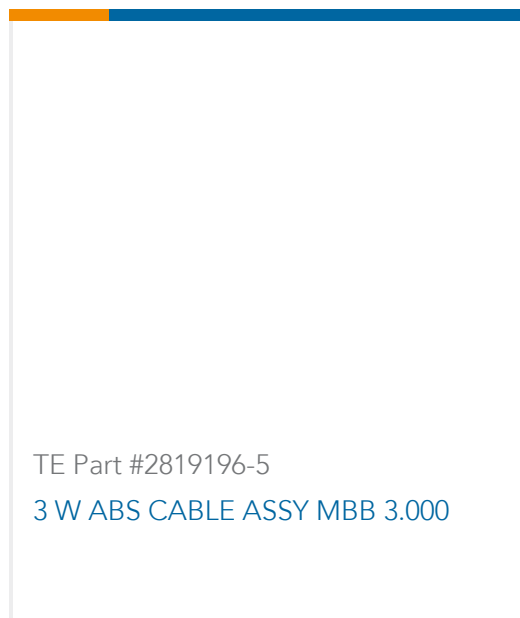
TE Part #1-2819196-0
3 W ABS CABLE ASSY MBB 8.000




TE Part #2-2819195-7
2 W ABS CABLE ASSY MBB 11.000



TE Part #2-2819195-9
2 W ABS CABLE ASSY MBB 13.000



TE Part #2819196-5
3 W ABS CABLE ASSY MBB 3.000



TE Part #1703018-1
DIA 1.5MM CONTACT PIN,LP

Documents

Product Drawings

[FF 250 REC 1.0-2.5MM2 TPPB](#)

English

CAD Files

[3D PDF](#)

3D

Customer View Model

[ENG_CVM_CVM_5-160446-2_AP.2d_dxf.zip](#)

English

Customer View Model

[ENG_CVM_CVM_5-160446-2_AP.3d_igs.zip](#)

English

Customer View Model

[ENG_CVM_CVM_5-160446-2_AP.3d_stp.zip](#)

English

By downloading the CAD file I accept and agree to the [Terms and Conditions](#) of use.



Datasheets & Catalog Pages

[1654742_HOUSEHOLD_APPLIANCES_RAST5](#)

English

Product Specifications

[EB**General Application Specification for Open Barrel Terminals](#)

English

[Application Specification](#)

English

Product Environmental Compliance

[MD_5-160446-2_06052018845_dmtec](#)

English

[MD_5-160446-2_06052018845_dmtec](#)

English