



Relays, Contactors & Switches > Switches > DIP & SIP Switches



DIP & SIP Switch Product Type: **Switch**

DIP & SIP Switch Contact Mating Area Plating Material: **Gold**

DIP & SIP Switch Housing Color: **Black**

DIP & SIP Switch Housing Material: **Polyphenylene Sulfide (PPS)**

Auto-Insertable: **Yes**

## Features

### Product Type Features

DIP & SIP Switch Product Type	Switch
Sealed DIP & SIP Switch	No
DIP & SIP Switch Type	DIP
Actuator Style	Piano (Side Actuated)

### Configuration Features

Number of Positions	8
Number of Switches	8
Configuration (Pole-Throw)	Single Pole - Single Throw

### Electrical Characteristics

DIP & SIP Switch Voltage Rating	5 VDC
---------------------------------	-------

### Body Features

Actuator Color	White
----------------	-------

### Contact Features

Solder Tail Contact Plating	Gold over Nickel
	1.2 μin
DIP & SIP Switch Contact Mating Area Plating Material	Gold
Auto-Insertable	Yes
DIP & SIP Switch Contact Current Rating	1 A



Contact Base Material	Copper Alloy
-----------------------	--------------

### Termination Features

Termination Post Length	4 mm[.157 in]
-------------------------	---------------

### Mechanical Attachment

Mounting Angle	Vertical
----------------	----------

DIP & SIP Switch Mounting Type	Through Hole
--------------------------------	--------------

### Housing Features

On Position	Lever Up
-------------	----------

DIP & SIP Switch Housing Color	Black
--------------------------------	-------

DIP & SIP Switch Housing Material	Polyphenylene Sulfide (PPS)
-----------------------------------	-----------------------------

DIP & SIP Switch Centerline	2.54 mm[.1 in]
-----------------------------	----------------

### Dimensions

Height	6 mm[.236 in]
--------	---------------

Length	22.3 mm[.878 in]
--------	------------------

### Usage Conditions

Operating Temperature Range	-30 – 85 °C
-----------------------------	-------------

### Industry Standards

UL Flammability Rating	UL 94V-0
------------------------	----------

### Packaging Features

Packaging Method	Box & Tube, Tube
------------------	------------------

Packaging Quantity	20
--------------------	----

### Product Compliance

[For compliance documentation, visit the product page on TE.com>](#)

EU RoHS Directive 2011/65/EU	Compliant
------------------------------	-----------

EU ELV Directive 2000/53/EC	Compliant
-----------------------------	-----------

China RoHS 2 Directive MIIT Order No 32, 2016	No Restricted Materials Above Threshold
---	---

EU REACH Regulation (EC) No. 1907/2006	Current ECHA Candidate List: JAN 2022 (223) Candidate List Declared Against: JAN 2022 (223) Does not contain REACH SVHC
--	---

Halogen Content	Not Low Halogen - contains Br or Cl > 900 ppm.
-----------------	--

Solder Process Capability

Wave solder capable to 265°C

Product Compliance Disclaimer

This information is provided based on reasonable inquiry of our suppliers and represents our current actual knowledge based on the information they provided. This information is subject to change. The part numbers that TE has identified as EU RoHS compliant have a maximum concentration of 0.1% by weight in homogenous materials for lead, hexavalent chromium, mercury, PBB, PBDE, DBP, BBP, DEHP, DIBP, and 0.01% for cadmium, or qualify for an exemption to these limits as defined in the Annexes of Directive 2011/65/EU (RoHS2). Finished electrical and electronic equipment products will be CE marked as required by Directive 2011/65/EU. Components may not be CE marked. Additionally, the part numbers that TE has identified as EU ELV compliant have a maximum concentration of 0.1% by weight in homogenous materials for lead, hexavalent chromium, and mercury, and 0.01% for cadmium, or qualify for an exemption to these limits as defined in the Annexes of Directive 2000/53/EC (ELV). Regarding the REACH Regulation, the information TE provides on SVHC in articles for this part number is based on the latest European Chemicals Agency (ECHA) 'Guidance on requirements for substances in articles' posted at this URL: <https://echa.europa.eu/guidance-documents/guidance-on-reach>

Compatible Parts



TE Part # 1-1571999-6  
ADP0604=PIANO DIP SWITCH



TE Part # 2-1571999-6  
ADP0804=PIANO DIP SWITCH




TE Part # 1571999-6  
ADP0404=PIANO DIP SWITCH




TE Part # 2-1571999-9  
ADP08STR04=PIANO DIP SWITCH


Also in the Series | Alcoswitch ADP



Card Edge Connector Housings(4)



DIP & SIP Switches(8)



RJ45 Connectors(1)

Customers Also Bought



TE Part #747844-4  
09 MSFL RCPT RA 318 (IN,FM,BL)



TE Part #5499910-4  
AMP-LATCH UNIVERSAL HEADERS



TE Part #35273  
TERMINAL,PIDG R 12-10 1/4



TE Part #1-1879453-5  
TE 1000W 15R 5% Bracket



TE Part #2-34144-1  
PG R 22-16 COMM 22-18 MIL 6



TE Part #1-1393255-3  
W93-X112-50=M6/M7/M9/W6/W7

## Documents

### Product Drawings

[ADPA0804=PIANO DIP SWITCH](#)

English

### CAD Files

[3D PDF](#)

3D

Customer View Model

[ENG\\_CVM\\_CVM\\_5-1571999-6\\_D.2d\\_dxf.zip](#)

English

Customer View Model

[ENG\\_CVM\\_CVM\\_5-1571999-6\\_D.3d\\_igs.zip](#)

English

Customer View Model

[ENG\\_CVM\\_CVM\\_5-1571999-6\\_D.3d\\_stp.zip](#)

English

By downloading the CAD file I accept and agree to the [Terms and Conditions](#) of use.

### Datasheets & Catalog Pages

[SWITCHES\\_CORE\\_PROGRAM\\_CATALOG](#)

English

### Product Environmental Compliance

[TE Material Declaration](#)

English