



Wire Protection & Management > Interconnect Devices > SolderSleeve Shield Terminators



SolderSleeve Shield Terminator Product Type: **Cable Terminator, Shield Terminator, Wire Terminator**

Operating Temperature (Max): **125 °C**

Expanded Inside Diameter (Min): **8.71 mm [.343 in]**

Recovered Inside Diameter (Max): **4.5 mm [.177 in]**

Pre-Installed Lead: **Yes**

Features

Product Type Features

Temperature Indicator	No
SolderSleeve Shield Terminator Product Type	Cable Terminator, Shield Terminator, Wire Terminator

Configuration Features

Pre-Installed Lead Type	XL Polyethylene
Pre-Installed Lead	Yes

Body Features

Lead Color	Green
Lead Plating Material	Tin
Lead Stranding	Stranded

Dimensions

Pre-Installed Lead Wire Size	.38 mm ²
Overall Length	35.5 mm[1.4 in]
Shield Outside Diameter (Min)	4.2 mm[.165 in]
Jacket Outside Diameter	1.5 mm[.34 in]
Expanded Inside Diameter (Min)	8.71 mm[.343 in]
Recovered Inside Diameter (Max)	4.5 mm[.177 in]
Wire Size	1.5 mm ²



Usage Conditions

Operating Temperature (Max)	125 °C
Resistance Properties	Splash Protection
Wire Temperature (Max)	85 °C

Industry Standards

MIL/NAS Specification (MIL-S-83519, NAS-1747)	No
Government Qualified	No

Product Compliance

[For compliance documentation, visit the product page on TE.com>](#)

EU RoHS Directive 2011/65/EU	Not Compliant
EU ELV Directive 2000/53/EC	Not Compliant
China RoHS 2 Directive MIIT Order No 32, 2016	Restricted Materials Above Threshold
EU REACH Regulation (EC) No. 1907/2006	<p>Current ECHA Candidate List: JAN 2022 (223) Candidate List Declared Against: JUL 2021 (219) SVHC > Threshold: Pb (32% in Solder) Cd (18% in Solder)</p> <p>Article Safe Usage Statements: Use personal protective equipment as required. Do not eat, drink or smoke when using this product. Wash thoroughly after handling. Recycle if possible and dispose of the article by following all applicable governmental regulations relevant to your geographic location.</p>
Halogen Content	Low Halogen - Br, Cl, F, I < 900 ppm per homogenous material. Also BFR/CFR/PVC Free
Solder Process Capability	Not applicable for solder process capability

Product Compliance Disclaimer

This information is provided based on reasonable inquiry of our suppliers and represents our current actual knowledge based on the information they provided. This information is subject to change. The part numbers that TE has identified as EU RoHS compliant have a maximum concentration of 0.1% by weight in homogenous materials for lead, hexavalent chromium, mercury, PBB, PBDE, DBP, BBP, DEHP, DIBP, and 0.01% for cadmium, or qualify for an exemption to these limits as defined in the Annexes of Directive 2011/65/EU (RoHS2). Finished electrical and electronic equipment products will be CE marked as required by Directive 2011/65/EU. Components may not be CE marked. Additionally, the part numbers that TE has identified as EU ELV compliant have a maximum concentration of 0.1% by weight in homogenous materials for lead, hexavalent chromium, and mercury, and 0.01% for cadmium, or qualify for an exemption to these limits as defined in the Annexes of Directive 2000/53/EC (ELV). Regarding the REACH Regulation, the information TE provides on SVHC in articles for this part number is based on the latest European Chemicals Agency (ECHA) 'Guidance on requirements for substances in articles' posted at this URL: <https://echa.europa.eu/guidance-documents/guidance-on-reach>

Compatible Parts



TE Part # CJ2087-000
HL2010E-KIT-120V

Also in the Series | Raychem CWT

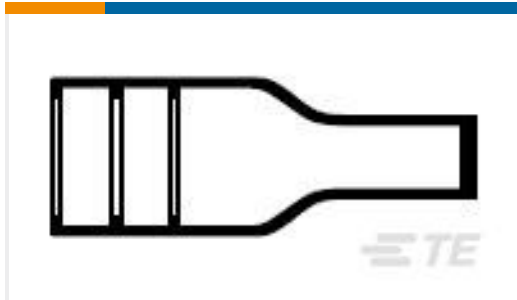


SolderSleeve Shield Terminators(25)



Splices(1)

Customers Also Bought



TE Part #814589-000
202D142-3/42-0



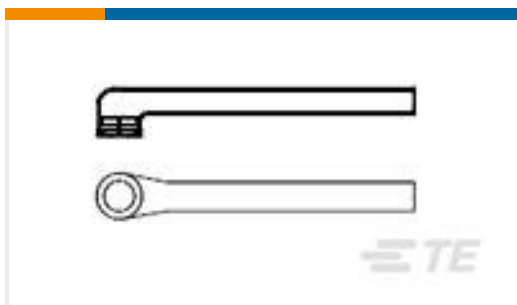
TE Part #204501-1
AMPLIMITE,ASY,PLUG,STD,90,1



TE Part #949459-000
D-SCE-1K-38-50-4




TE Part #E78378-000
T1K-254127-10-9



TE Part #808905-000
222D142-3/42-0



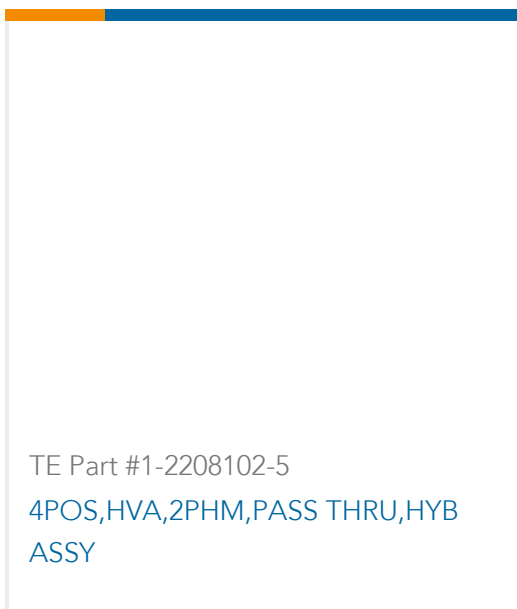
TE Part #749806-9
KIT,HDP-20,RCPT,SIZE 3, 25 POS



TE Part #YAFD56-14-5PNC1270
PLUG ASSY



TE Part #1106401-3
EMV-K.3/4.SG.1.M20.G



TE Part #1-2208102-5
4POS,HVA,2PHM,PASS THRU,HYB
ASSY



Documents

Product Drawings

[CWT-9-W122-5](#)

English

Datasheets & Catalog Pages

[1654025_Sec8_B-155_CWT_D-110_D-1744](#)

English

[Raychem Electrical Interconnect Products](#)

English

Product Specifications

[SolderSleeve One-Step Wire and Cable Terminators Installation Procedures for CWT and B-155 Products](#)

English

[Product Specification](#)

English