



Wire Protection & Management > Interconnect Devices > SolderSleeve Shield Terminators



SolderSleeve Shield Terminator Product Type: **Cable Terminator, Shield Terminator, Wire Terminator**

Operating Temperature (Max): **175 °C**

Expanded Inside Diameter (Min): **5.95 mm [.234 in]**

Recovered Inside Diameter (Max): **1.78 mm [.07 in]**

Pre-Installed Lead: **No**

Features

Product Type Features

Splice Type	Shield Terminator
Temperature Indicator	Yes
Temperature Indicator Type	Thermochromic
SolderSleeve Shield Terminator Product Type	Cable Terminator, Shield Terminator, Wire Terminator

Configuration Features

Pre-Installed Lead	No
--------------------	----

Termination Features

Termination Method	Solder
--------------------	--------

Dimensions

Overall Length	19.1 mm[.75 in]
Dielectric Outside Diameter (Max)	1.8 mm[.07 in]
Shield Outside Diameter (Min)	3.3 mm[.13 in]
Jacket Outside Diameter	5.95 mm[.234 in]
Expanded Inside Diameter (Min)	5.95 mm[.234 in]
Recovered Inside Diameter (Max)	1.78 mm[.07 in]

Usage Conditions

Operating Temperature (Max)	175 °C
Resistance Properties	Immersion Protection



Wire Temperature (Max)	150 °C
------------------------	--------

Industry Standards

MIL/NAS Specification (MIL-S-83519, NAS-1747)	No
Government Qualified	No

Product Compliance

[For compliance documentation, visit the product page on TE.com>](#)

EU RoHS Directive 2011/65/EU	Compliant
EU ELV Directive 2000/53/EC	Compliant
China RoHS 2 Directive MIIT Order No 32, 2016	No Restricted Materials Above Threshold
EU REACH Regulation (EC) No. 1907/2006	Current ECHA Candidate List: JAN 2022 (223) Candidate List Declared Against: JUL 2021 (219) SVHC > Threshold: Not Yet Reviewed
Halogen Content	Low Bromine/Chlorine - Br and Cl < 900 ppm per homogenous material. Also BFR /CFR/PVC Free
Solder Process Capability	Not applicable for solder process capability

Product Compliance Disclaimer

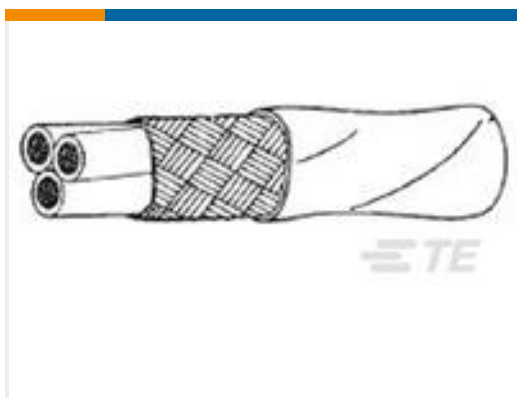
This information is provided based on reasonable inquiry of our suppliers and represents our current actual knowledge based on the information they provided. This information is subject to change. The part numbers that TE has identified as EU RoHS compliant have a maximum concentration of 0.1% by weight in homogenous materials for lead, hexavalent chromium, mercury, PBB, PBDE, DBP, BBP, DEHP, DIBP, and 0.01% for cadmium, or qualify for an exemption to these limits as defined in the Annexes of Directive 2011/65/EU (RoHS2). Finished electrical and electronic equipment products will be CE marked as required by Directive 2011/65/EU. Components may not be CE marked. Additionally, the part numbers that TE has identified as EU ELV compliant have a maximum concentration of 0.1% by weight in homogenous materials for lead, hexavalent chromium, and mercury, and 0.01% for cadmium, or qualify for an exemption to these limits as defined in the Annexes of Directive 2000/53/EC (ELV). Regarding the REACH Regulation, the information TE provides on SVHC in articles for this part number is based on the latest European Chemicals Agency (ECHA) 'Guidance on requirements for substances in articles' posted at this URL: <https://echa.europa.eu/guidance-documents/guidance-on-reach>

Compatible Parts

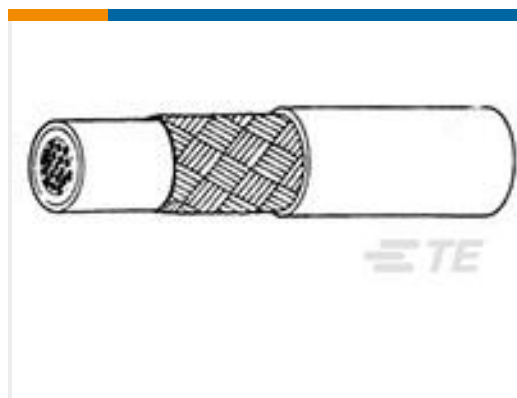


TE Part # CJ2087-000
HL2010E-KIT-120V

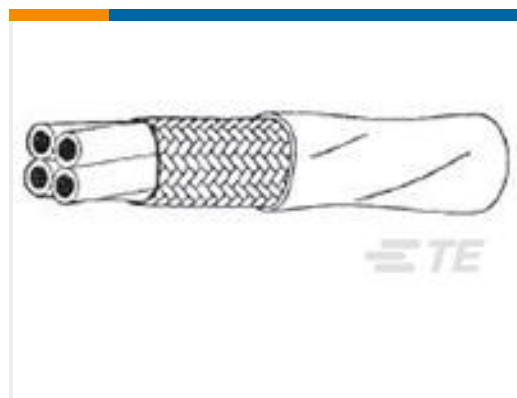
Customers Also Bought



TE Part #120027-000
55PC1134-24-9/93/96-9



TE Part #427443-000
55PC2111-16-9-9



TE Part #248685-000
55PC2144-24-9/93/95/96-9



TE Part #ZPF000000000007427
983-0S 20-41 P6



TE Part #ZPF000000000008095
983-6K 12-12 S6



TE Part #ZPF000000000008098
983-6K 12-12 S7



TE Part #ZPF000000000008131
983-6K 16-24 SN



TE Part #ZPF000000000008153
983-6K 20-41 S6



TE Part #AS620-39SN
PLUG BOOT TERMIN'N TYPE 6



TE Part #ZPF000000000008118
983-6K 14-15 SN-A1022

Documents

Product Drawings

[SO96-4-00](#)

English

Datasheets & Catalog Pages

[1654025_Sec8_B-155_CWT_SO63_S01to03_SO96](#)

English

[Raychem Electrical Interconnect Products](#)

English



Product Specifications

Product Specification

English