

Anderson Power Products' family of Euro Battery Connectors (EBC) exceeds all the requirements of DIN 43589-1 and EN 1175-1. The connector design incorporates an innovative, cost effective contact carrier for ease of assembly.

The connectors have a Degree of Protection of IP23 per IEC 60529. The acid resistance and temperature range of the PBT-PC housing exceeds the requirements of EN 1175-1. Contacts are pure copper with silver plate for maximum conductivity.

All materials meet RoHS requirements and are selected to ensure years of reliable service under adverse battery environments.

Features

- Sturdy advanced polymer housings**

PBT-PC alloy housings provides superior resistance to acids and temperature extremes

- DIN 43589-1 voltage keying**

Dry-cell, wet-cell & universal keying plugs coded for 24 / 36 / 48 / 72 / 80 & 96 volts DC

- Mating compatibility with connectors of other manufacturers**

APP "E" series connectors offer dimensional compatibility for air tube and auxiliary contacts over and above the DIN 43589-1 compatibility of housings and main contacts



- Silver plated pure copper contacts**

For lowest voltage drop and superior performance

SPECIFICATIONS

Electrical		Mechanical	
Current Rating (Amperes) *		Life	
UL	220	a. No Load (mating cycles)	>5000
EN1175-1:1998	190	b. Under Load (Hot Plug 5 mating cycles @96V)	400A
CSA	160	Average Mating / Unmating Force (lbf)	12
Voltage Rating		(N)	53
UL / CSA	600	Degree of Protection	IP23
EN1175-1:1998	150	Acid Resistance	1.38g / cm ³
Wire Range		Contact Retention - minimum (lbf)	100
- Power Contacts - AWG (mm ²)	#6 to 1/0 (16 / 50)	(N)	445
- Auxiliary Contacts - AWG (mm ²)	#12 to #10 (4 / 6)	Air Tube Rating	2 bar
Dielectric Withstanding Voltage (AC)	2,200	Materials	
Average Contact Resistance (micro-ohms)	55	Housing	PBT/PC blend, glass filled
Operating Temperature (°C)	-25° to 105°	Contacts	Copper alloy, silver plate
(°F)	-13° to 221°	Hardware	Steel, zinc chromate plate

* Current derating curves must be observed as current capacity will vary dependent on wire cross section and ambient temperature. Maximum current carrying capacity is measured at 40°C / 104°F using the maximum wire cross section permissible, crimped to contacts using APP recommended tooling.

ORDERING INFORMATION

Connector Part Number Selection

Series	Gender	Main Contact	Handle	Coding Key	Auxiliary Contacts & Air Tubes	Packaging
E16	4	25	- 1	0	2	9
4	Plug					9 Individual
00	None - Order Separately				0 None	8 Bulk
16	16 mm ² / #6 AWG				1 (2) Lower Auxiliary Contacts	
25	25 mm ² / #4 AWG				2 (2) Upper Auxiliary Contacts	
35	35 mm ² / #2 AWG				4 (2) Lower Auxiliary Contacts &	
50	50 mm ² / #1/0 AWG			0 Grey, Wet Cell	(2) Upper Auxiliary Contacts	
0	No			2 Green, Dry Cel	5 Air Tube	
1	Black			3 Yellow, Universal	6 Air Tube & (2) Upper Auxiliary Contacts	

Accessories

Part Number	Description
E160-20	Twin air tube
E16-89	Handle kit - low profile
E32-89	Handle kit - high profile
A320LP-MK	Latch plate for mating side
A320HL-MK	Handle with latch & hardware

HEADQUARTERS: Anderson Power Products®, 13 Pratts Junction Road, Sterling, MA 01564-2305 USA T:978-422-3600 F:978-422-3700

EUROPE: Anderson Power Products® Ltd., Unit 3, Europa Court, Europa Boulevard, Westbrook, Warrington, Cheshire, WA5 7TN United Kingdom T: +44 (0) 1925 428390 F: +44 (0) 1925 428399

ASIA / PACIFIC: IDEAL Anderson Asia Pacific Ltd., Unit 922-928 Topsail Plaza, 11 On Sum Street, Shatin N.T., Hong Kong T: +(852) 2636 0836 F: +(852) 2635 9036

CHINA: IDEAL Anderson Technologies (Shenzhen) Ltd., Block A8 Tantou Western Industrial Park, Songgang Baoan District, Shenzhen, P.R. China 518105 T: +(86) 755 2768 2118 F: +(86) 755 2768 2218

TAIWAN: IDEAL Anderson Asia Pacific Ltd., Taiwan Branch, 4F-2, No.116, Dadun 20th St., Situn District, Taichung City 407, Taiwan (R.O.C.) T: +(886) 4 2310 6451 F: +(886) 4 2310 6460

www.andersonpower.com

ORDERING INFORMATION

Tooling

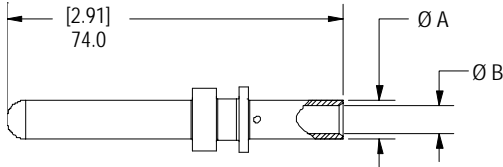
Part Number	Description
1387G3	Hydraulic tool for power contacts
E160-36	Extraction tool

Note: For tooling die information, see tooling chart on website.

DIMENSIONS

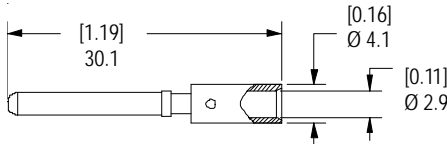
Pin Contact

Part AWG	- Wire -		- ØA -		- ØB -		Number mm ²
	mm	in.	mm	in.	mm	in.	
160-1016	16	#6	8.4	0.33	6.0	0.24	
160-1025	25	#4	11.0	0.43	8.0	0.31	
160-1035	35	#2	12.5	0.49	9.0	0.35	
160-1050	50	#1/0	14.5	0.57	11.0	0.43	



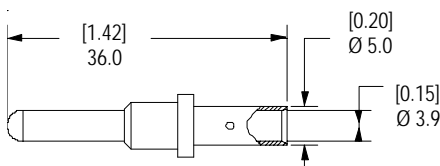
Upper Auxiliary Contact

E160-32 upper auxiliary contact for 4 mm² (#12 AWG)

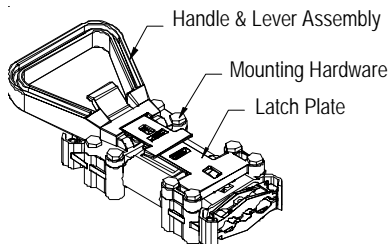


Lower Auxiliary Contact

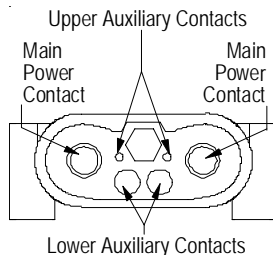
160-12 lower auxiliary contact for 6 mm² (#10 AWG)



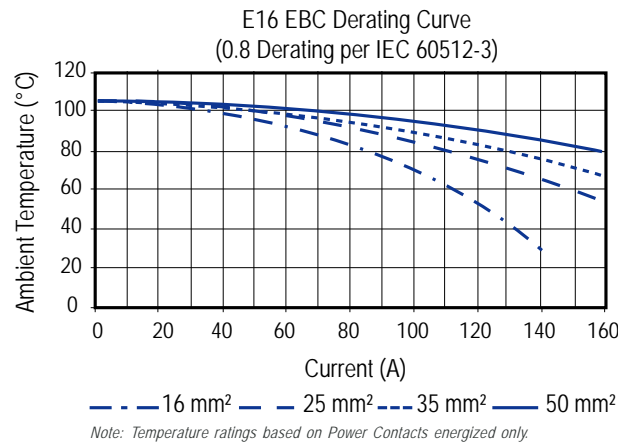
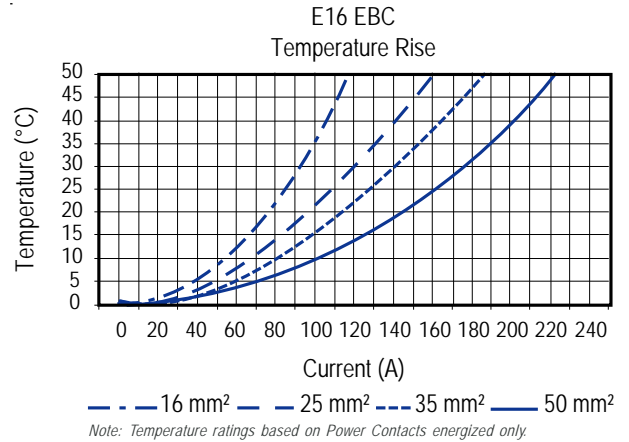
Handle / Lever Assembly / Latch



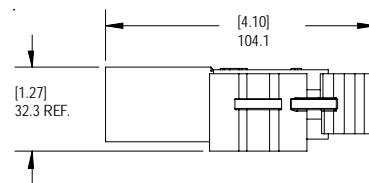
Housing Front View



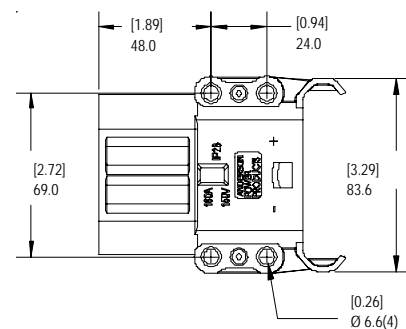
TEMPERATURE CHARTS



Housing Side View



Housing Top View



File No. E26226

All Data Subject To Change Without Notice

DS-E16EBCM REV06

HEADQUARTERS: Anderson Power Products®, 13 Pratts Junction Road, Sterling, MA 01564-2305 USA T:978-422-3600 F:978-422-3700

EUROPE: Anderson Power Products® Ltd., Unit 3, Europa Court, Europa Boulevard, Westbrook, Warrington, Cheshire, WA5 7TN United Kingdom T: +44 (0) 1925 428390 F: +44 (0) 1925 428399

ASIA / PACIFIC: IDEAL Anderson Asia Pacific Ltd., Unit 922-928 Topsail Plaza, 11 On Sum Street, Shatin N.T., Hong Kong T: +(852) 2636 0836 F: +(852) 2635 9036

CHINA: IDEAL Anderson Technologies (Shenzhen) Ltd., Block A8 Tantou Western Industrial Park, Songgang Baoan District, Shenzhen, P.R. China 518105 T: +(86) 755 2768 2118 F: +(86) 755 2768 2218

TAIWAN: IDEAL Anderson Asia Pacific Ltd., Taiwan Branch, 4F-2, No.116, Dadun 20th St., Situn District, Taichung City 407, Taiwan (R.O.C.) T: +(886) 4 2310 6451 F: +(886) 4 2310 6460

www.andersonpower.com