

42904-2 ✓ ACTIVE

FASTIN-FASTON | FASTIN-FASTON 250

TE Internal #: 42904-2

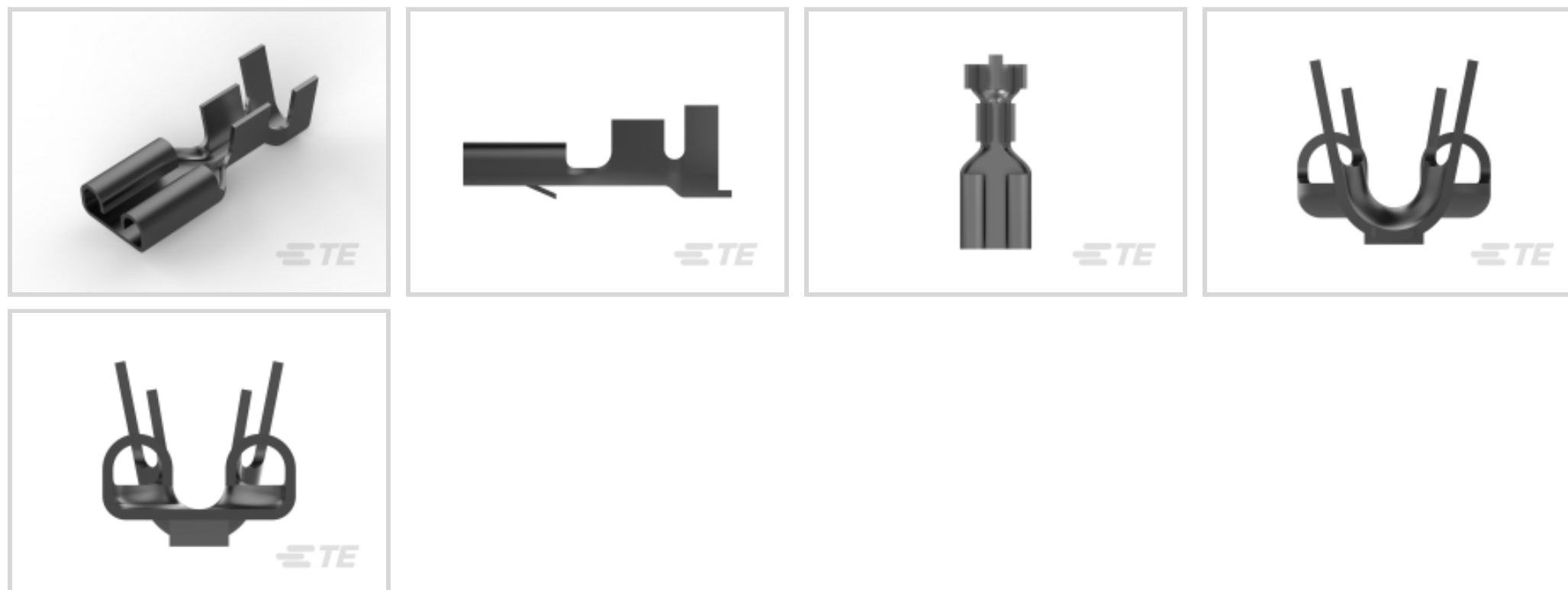
FASTIN-FASTON 250, Quick Disconnects, Receptacle, 16 – 12

AWG Wire Size, 1.31 – 3.31 mm² Wire Size, Mating Tab Width .25 in [6.35 mm], Straight, Brass

[View on TE.com >](#)



Terminals & Splices > Quick Disconnects



Quick Disconnect Terminal Type: **Receptacle**

Wire Size: 1.31 – 3.31 mm²

Mating Tab Width: 6.35 mm [.25 in]

Mating Tab Thickness: .81 mm [.032 in]

Features

Product Type Features

| | |
|-----------------|--------------|
| Terminates To | Wire & Cable |
| Wire/Cable Type | Regular Wire |
| Insertion Force | Normal |
| Sealable | No |

Configuration Features

| | |
|---------------------|--------|
| Connection Capacity | Single |
|---------------------|--------|

Contact Features

| | |
|--------------------------------|------------------|
| Quick Disconnect Terminal Type | Receptacle |
| Mating Tab Width | 6.35 mm [.25 in] |
| Mating Tab Thickness | .81 mm [.032 in] |
| Terminal Orientation | Straight |
| Contact Base Material | Brass |
| Terminal Plating Material | Tin |
| Crimp Type | F-Crimp |
| Barrel Type | Open |



Mechanical Attachment

| | |
|-------------------------|---------------|
| Mating Retention Type | Locking Lance |
| Wire Insulation Support | With |

Dimensions

| | |
|--|-------------------------------|
| Accepts Wire Insulation Diameter Range | 3.81 – 4.83 mm [.15 – .19 in] |
| Overall Length | 21.46 mm |
| Receptacle Terminal Stock Thickness | .41 mm [.016 in] |
| Wire Size | 1.31 – 3.31 mm ² |

Usage Conditions

| | |
|-----------------------------|-----------------------------|
| Insulation Requirement | Uninsulated |
| Operating Temperature Range | -40 – 110 °C [-40 – 230 °F] |

Packaging Features

| | |
|--------------------|------------|
| Packaging Quantity | 8000 |
| Packaging Method | Strip/Reel |

Other

| | |
|---------|------------------------|
| Comment | Chamfered, With dimple |
|---------|------------------------|

Product Compliance

[For compliance documentation, visit the product page on TE.com>](#)

| | |
|---|---|
| EU RoHS Directive 2011/65/EU | Compliant |
| EU ELV Directive 2000/53/EC | Compliant |
| China RoHS 2 Directive MIIT Order No 32, 2016 | No Restricted Materials Above Threshold |
| EU REACH Regulation (EC) No. 1907/2006 | Current ECHA Candidate List: JAN 2022 (223) Candidate List Declared Against: JAN 2022 (223) Does not contain REACH SVHC |
| Halogen Content | Low Halogen - Br, Cl, F, I < 900 ppm per homogenous material. Also BFR/CFR/PVC Free |
| Solder Process Capability | Not applicable for solder process capability |

Product Compliance Disclaimer

This information is provided based on reasonable inquiry of our suppliers and represents our current actual knowledge based on the information they provided. This information is subject to change. The part numbers that TE has identified as EU RoHS compliant have a maximum concentration of 0.1% by weight in homogenous materials for lead, hexavalent

chromium, mercury, PBB, PBDE, DBP, BBP, DEHP, DIBP, and 0.01% for cadmium, or qualify for an exemption to these limits as defined in the Annexes of Directive 2011/65/EU (RoHS2). Finished electrical and electronic equipment products will be CE marked as required by Directive 2011/65/EU. Components may not be CE marked. Additionally, the part numbers that TE has identified as EU ELV compliant have a maximum concentration of 0.1% by weight in homogenous materials for lead, hexavalent chromium, and mercury, and 0.01% for cadmium, or qualify for an exemption to these limits as defined in the Annexes of Directive 2000/53/EC (ELV). Regarding the REACH Regulation, the information TE provides on SVHC in articles for this part number is based on the latest European Chemicals Agency (ECHA) 'Guidance on requirements for substances in articles' posted at this URL: <https://echa.europa.eu/guidance-documents/guidance-on-reach>

Compatible Parts



TE Part # 42663-2
FF 312 REC 16-12AWG TPBR



TE Part # 2-2150872-1
OC-PA-E-FM-120F210F-001-0056



TE Part # 2-2150872-2
OC-PA-E-FA-120F210F -001-0056



TE Part # 2150872-1
OC-AT-E-FM-120F210F-001-0056




TE Part # 2150872-2
OC-AT-E-FA-120F210F-001-0056




KIT
TE Part # 7-2150872-7
OC-120F210F-CRIMPTOOLINGKIT


Also in the Series | FASTIN-FASTON 250




Crimp Terminal Housings(218)



Insertion & Extraction Tools(2)



PCB Terminals(2)



Quick Disconnects(258)

Customers Also Bought



TE Part #42100-2
FF 250 REC 18-14AWG TPBR



TE Part #DT04-6P-CE03
REC, 6P, BLK, E, CAP



TE Part #1207406001
DSPL-NR1-0-50MM



TE Part #1-963736-1
TAB 5.8x0.8 CONTACT CS SRC Sn



TE Part #5-962885-1
MQS0,63 Sn rec LL EDS 0,2-0,35



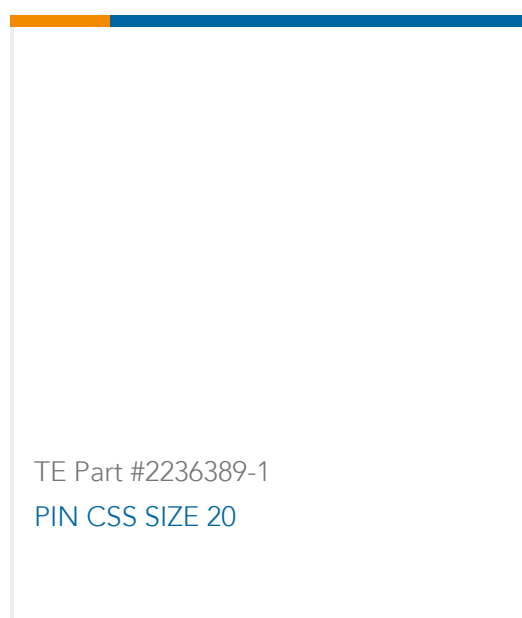
TE Part #9623083001
ACW0219-1.50-0(NS)



TE Part #7482063001
ACW0219-1.50-2(NS)



TE Part #140852-2
110 FASTON,REC.,22-18 AWG,TPBR



TE Part #2236389-1
PIN CSS SIZE 20

Documents

Product Drawings

[FF 250 REC TERMINAL 16-12 AWG TPBR](#)

English

CAD Files

[3D PDF](#)

3D

Customer View Model

[ENG_CVM_CVM_42904-2_AY_c-42904-2-ay.2d_dxf.zip](#)

English

Customer View Model

[ENG_CVM_CVM_42904-2_AY_c-42904-2-ay.3d_igs.zip](#)

English

Customer View Model

[ENG_CVM_CVM_42904-2_AY_c-42904-2-ay.3d_stp.zip](#)

English

By downloading the CAD file I accept and agree to the [Terms and Conditions](#) of use.

Product Specifications



Application Specification

English

FASTIN-FASTON 110, 187, 205 And 312 Series Receptacle Contacts

English

Product Environmental Compliance

[MD_42904-2_042520182333_dmtec](#)

English

[MD_42904-2_042520182333_dmtec](#)

English