

42800-2 ✓ ACTIVE

FASTON | FASTON 187

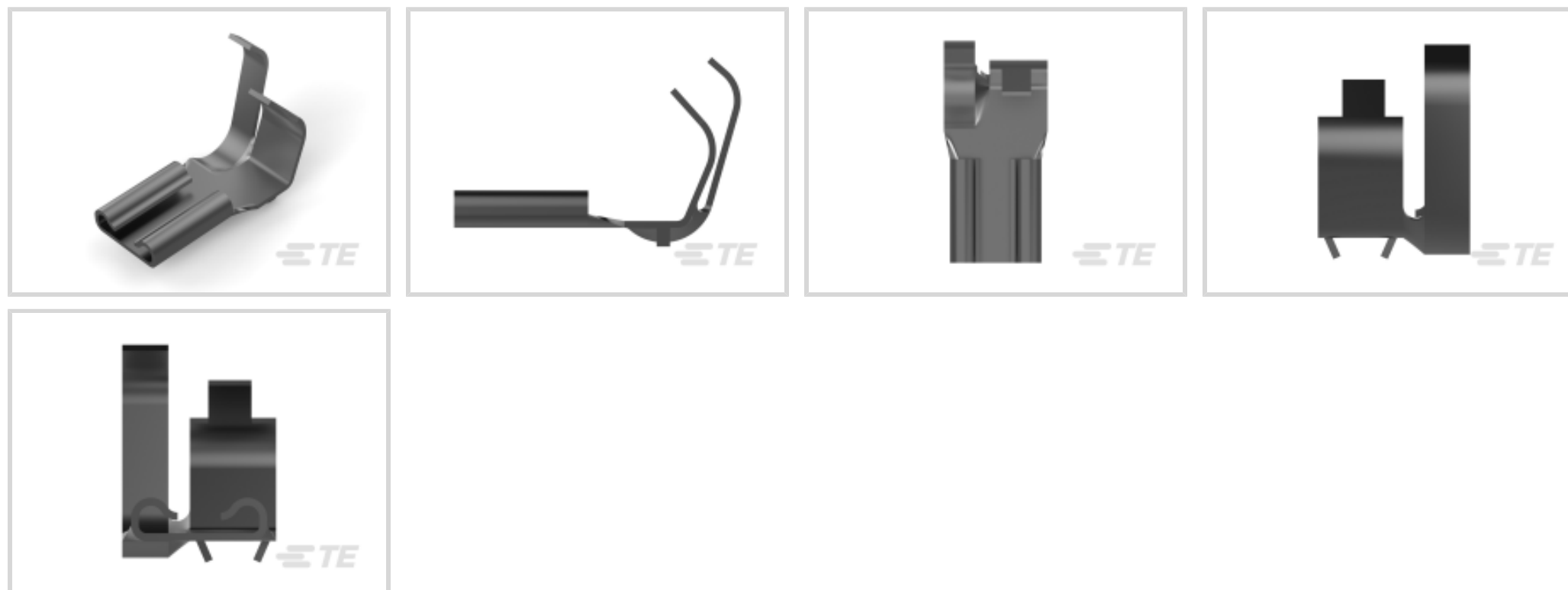
TE Internal #: 42800-2

FASTON 187, Quick Disconnects, Receptacle, 20 – 16 AWG Wire Size, .51 – 1.31 mm<sup>2</sup> Wire Size, Mating Tab Width .187 in [4.75 mm], Straight, Brass

[View on TE.com >](#)



Terminals & Splices > Quick Disconnects



Quick Disconnect Terminal Type: **Receptacle**

Wire Size: .51 – 1.31 mm<sup>2</sup>

Mating Tab Width: 4.75 mm [.187 in]

Mating Tab Thickness: .51 mm [.02 in]

## Features

### Product Type Features

Terminates To	Wire & Cable
Wire/Cable Type	Regular Wire
Wire Stop	No
Insertion Force	Normal
Sealable	No

### Configuration Features

Connection Capacity	Single
---------------------	--------

### Contact Features

Quick Disconnect Terminal Type	Receptacle
Mating Tab Width	4.75 mm [.187 in]
Mating Tab Thickness	.51 mm [.02 in]
Terminal Orientation	Straight
Contact Base Material	Brass
Terminal Plating Material	Tin
Crimp Type	Tab-Lok



Barrel Type	Open
-------------	------

### Mechanical Attachment

Mating Retention Type	Dimple
	.035 in

Wire Insulation Support	With
-------------------------	------

### Dimensions

Accepts Wire Insulation Diameter Range	2.79 – 4.32 mm [.11 – .17 in]
--	-------------------------------

Receptacle Terminal Stock Thickness	.3 mm [.012 in]
-------------------------------------	-----------------

Overall Length	13.46 mm [.53 in]
----------------	-------------------

Wire Size	.51 – 1.31 mm <sup>2</sup>
-----------	----------------------------

### Usage Conditions

Insulation Requirement	Uninsulated
------------------------	-------------

Operating Temperature Range	-40 – 110 °C [-40 – 230 °F]
-----------------------------	-----------------------------

### Industry Standards

CSA Certified	Yes
---------------	-----

UL Rating	Listed
-----------	--------

### Packaging Features

Packaging Quantity	6000
--------------------	------

Packaging Method	Strip/Reel
------------------	------------

### Product Compliance

[For compliance documentation, visit the product page on TE.com>](#)

EU RoHS Directive 2011/65/EU	Compliant
------------------------------	-----------

EU ELV Directive 2000/53/EC	Compliant
-----------------------------	-----------

China RoHS 2 Directive MIIT Order No 32, 2016	No Restricted Materials Above Threshold
---	---

EU REACH Regulation (EC) No. 1907/2006	Current ECHA Candidate List: JAN 2022 (223) Candidate List Declared Against: JAN 2022 (223) Does not contain REACH SVHC
--	---

Halogen Content	Low Halogen - Br, Cl, F, I < 900 ppm per homogenous material. Also BFR/CFR/PVC Free
-----------------	---

Solder Process Capability	Not applicable for solder process capability
---------------------------	--

Product Compliance Disclaimer

This information is provided based on reasonable inquiry of our suppliers and represents our current actual knowledge based on the information they provided. This information is subject to change. The part numbers that TE has identified as EU RoHS compliant have a maximum concentration of 0.1% by weight in homogenous materials for lead, hexavalent chromium, mercury, PBB, PBDE, DBP, BBP, DEHP, DIBP, and 0.01% for cadmium, or qualify for an exemption to these limits as defined in the Annexes of Directive 2011/65/EU (RoHS2). Finished electrical and electronic equipment products will be CE marked as required by Directive 2011/65/EU. Components may not be CE marked. Additionally, the part numbers that TE has identified as EU ELV compliant have a maximum concentration of 0.1% by weight in homogenous materials for lead, hexavalent chromium, and mercury, and 0.01% for cadmium, or qualify for an exemption to these limits as defined in the Annexes of Directive 2000/53/EC (ELV). Regarding the REACH Regulation, the information TE provides on SVHC in articles for this part number is based on the latest European Chemicals Agency (ECHA) 'Guidance on requirements for substances in articles' posted at this URL: <https://echa.europa.eu/guidance-documents/guidance-on-reach>

## Compatible Parts



TE Part # 60755-1  
187 FASTON FLAG REC 20-16 AWG BR



TE Part # 60755-2  
187 FASTON FLAG REC 20-16 AWG TPBR



TE Part # 1-42800-2  
187 FASTON,REC.,16-20 AWG,TPBR



TE Part # 63188-1  
187 FASTON FLAG REC 22-18 AWG TPBR



TE Part # 687394-5  
M HBEAPR140T140OK




TE Part # 1855568-1  
HDM/FA EAPRHB.140 TAB LOC.140O BCH G CUT




TE Part # 565508-1  
STD HBEMPR140T140OK


## Also in the Series | FASTON 187



Crimp Terminal Housings(41)



Insertion & Extraction Tools(1)



Joints & Splices(1)



PCB Terminals(48)





Quick Disconnects(214)



Splices(1)

## Customers Also Bought

TE Part #63941-1  
RCPT 187 FL/FAST AMVR 0157TPBRTE Part #454575-1  
BLADE, SHEARTE Part #1338210-2  
CRIMPER, MODIFIEDTE Part #1338210-5  
CRIMPER, MODIFIEDTE Part #2-176498-6  
187 HSG. PL MKII REC. 15mm 2P BLUETE Part #2-459866-4  
ANVIL, COMB. AMPLIVARTE Part #2161530-1  
APT 5 ELECTRICAL CONTROL BOXTE Part #2168489-1  
ACTUATOR, MAGNETICALLY CODED SETE Part #2217620-1  
BLADE, SHEARTE Part #679326-8  
SHEAR, GUIDE

## Documents

### Product Drawings

[187 FASTON REC 20-16 AWG TPBR](#)

English

### CAD Files

[Customer View Model](#)

[ENG\\_CVM\\_CVM\\_42800-2\\_BZ.2d\\_dxf.zip](#)

English

[3D PDF](#)



3D

Customer View Model

[ENG\\_CVM\\_CVM\\_42800-2\\_BZ.3d\\_igs.zip](#)

English

Customer View Model

[ENG\\_CVM\\_CVM\\_42800-2\\_BZ.3d\\_stp.zip](#)

English

By downloading the CAD file I accept and agree to the [Terms and Conditions](#) of use.

---

### Datasheets & Catalog Pages

[82004 FASTON Terminals \(Insulated and Uninsulated\) Catalog - FASTON Receptacles Section](#)

English

---

### Product Specifications

[Product Specification](#)

English

---

### Product Environmental Compliance

[MD\\_42800-2\\_020620182351\\_dmtec](#)

English

[MD\\_42800-2\\_020620182351\\_dmtec](#)

English

---

### Agency Approvals

[UL Report](#)

English