

42506-2 ✓ ACTIVE

FASTON | FASTON 250

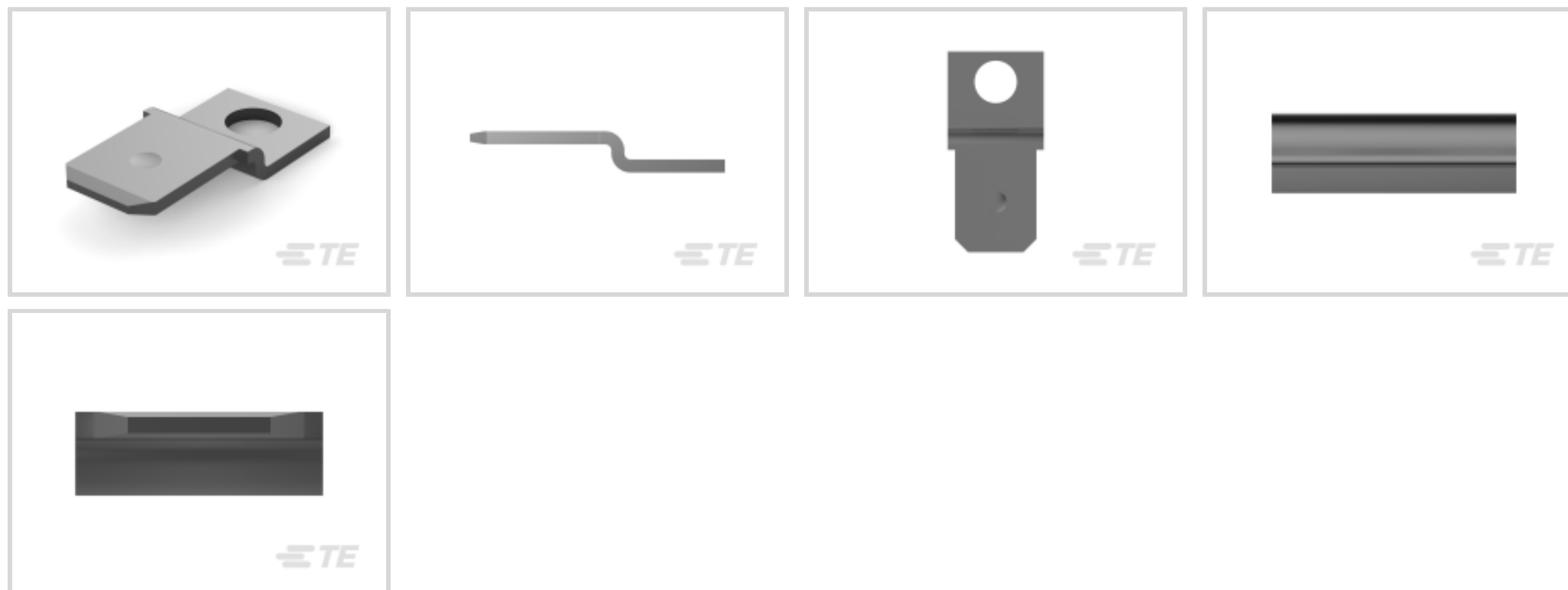
TE Internal #: 42506-2

FASTON 250, PCB Terminals, Tab, Mating Tab Width 6.35 mm [.25 in], PCB Hole Diameter 3.3 mm [.13 in], Through Hole - Screw, Tin Plating, None

[View on TE.com >](#)



Terminals & Splices > PCB Terminals



PCB Terminal Type: **Tab**

Mating Tab Width: **6.35 mm [.25 in]**

Mating Tab Thickness: **.81 mm [.032 in]**

PCB Hole Diameter: **3.3 mm [.13 in]**

Termination Method to Printed Circuit Board: **Through Hole - Screw**

Features

Product Type Features

Insertion Force	Normal
PCB Terminal Mounting Style	Stud Mount

Configuration Features

Stud Hole	Yes
Terminal Angle	180 °

Contact Features

PCB Terminal Type	Tab
Mating Tab Width	6.35 mm [.25 in]
Mating Tab Thickness	.81 mm [.032 in]
Terminal Plating Material	Tin
Contact Underplating Material	None
Terminal Size	6.35
Terminal Orientation	Vertical

Termination Features



Termination Method to Printed Circuit Board	Through Hole - Screw
Product Terminates To	Printed Circuit Board

Dimensions

Stud Diameter	3.3 mm[.13 in]
PCB Hole Diameter	3.3 mm[.13 in]

Usage Conditions

Insulation Requirement	Uninsulated
Operating Temperature Range	-30 – 110 °C[-22 – 230 °F]

Packaging Features

Packaging Quantity	1000
Packaging Method	Bag

Product Compliance

[For compliance documentation, visit the product page on TE.com>](#)

EU RoHS Directive 2011/65/EU	Compliant
EU ELV Directive 2000/53/EC	Compliant
China RoHS 2 Directive MIIT Order No 32, 2016	No Restricted Materials Above Threshold
EU REACH Regulation (EC) No. 1907/2006	Current ECHA Candidate List: JAN 2022 (223) Candidate List Declared Against: JAN 2022 (223) Does not contain REACH SVHC
Halogen Content	Low Halogen - Br, Cl, F, I < 900 ppm per homogenous material. Also BFR/CFR/PVC Free
Solder Process Capability	Not applicable for solder process capability

Product Compliance Disclaimer

This information is provided based on reasonable inquiry of our suppliers and represents our current actual knowledge based on the information they provided. This information is subject to change. The part numbers that TE has identified as EU RoHS compliant have a maximum concentration of 0.1% by weight in homogenous materials for lead, hexavalent chromium, mercury, PBB, PBDE, DBP, BBP, DEHP, DIBP, and 0.01% for cadmium, or qualify for an exemption to these limits as defined in the Annexes of Directive 2011/65/EU (RoHS2). Finished electrical and electronic equipment products will be CE marked as required by Directive 2011/65/EU. Components may not be CE marked. Additionally, the part numbers that TE has identified as EU ELV compliant have a maximum concentration of 0.1% by weight in homogenous materials for lead, hexavalent chromium, and mercury, and 0.01% for cadmium, or qualify for an exemption to these limits as defined in the Annexes of Directive 2000/53/EC (ELV). Regarding the REACH Regulation, the information TE provides on SVHC in articles for this part number is based on the latest European Chemicals Agency (ECHA) 'Guidance on requirements for substances in articles' posted at this URL: <https://echa.europa.eu/guidance-documents/guidance-on-reach>

Compatible Parts



TE Part # 41290
250 FASTON,TAB,BR



TE Part # 1217558-2
250 FASTON,TAB,TPBR



TE Part # 42095-1
250 FASTON TAB TPBR



TE Part # 41482
250 FASTON TAB TPBR



TE Part # 41480
250 FASTON TAB TPBR



TE Part # 41292
250 FASTON,TAB,BR



TE Part # 42117-2
250 FASTON TAB TPBR



TE Part # 41481
250 FASTON TAB TPBR



TE Part # 41291
250 FASTON,TAB,BR




TE Part # 41484
250 FASTON TAB TPBR




TE Part # 62261-1
250 FASTON TAB BR


Also in the Series | FASTON 250



Compression Connectors(4)




Crimp Terminal Housings(143)




Insertion & Extraction Tools(6)



Magnet Wire Terminals(1)



PCB Terminals(144)



Quick Disconnects(456)



Splices(4)

Customers Also Bought



Documents

Product Drawings

250 FASTON TAB TPBR

English

CAD Files

3D PDF

3D

Customer View Model

[ENG_CVM_CVM_42506-2_M.2d_dxf.zip](#)

English

Customer View Model

[ENG_CVM_CVM_42506-2_M.3d_igs.zip](#)

English

Customer View Model

[ENG_CVM_CVM_42506-2_M.3d_stp.zip](#)

English

By downloading the CAD file I accept and agree to the [Terms and Conditions](#) of use.

Datasheets & Catalog Pages

FASTON Tabs

English

Product Specifications

Application Specification

English

Product Environmental Compliance



TE Material Declaration

English

Agency Approvals

UL Report

English