



Relays, Contactors & Switches > Switches > Toggle Switches



Configuration (Pole-Throw): **Double Pole - Double Throw**

Bushing Thread Size: **M12 x .75**

Sealed Toggle Switch: **Yes**

Contact Base Material: **Copper Alloy**

Switch Contact Plating Material: **Silver**

Features

Product Type Features

Product Type	Switch
Sealed Toggle Switch	Yes
Toggle Style	Baton Standard
Toggle Switch Type	Toggle
Toggle Actuation	Vertical

Configuration Features

Configuration (Pole-Throw)	Double Pole - Double Throw
Operating Function	On (On)

Electrical Characteristics

Dielectric Strength	1500 VAC
Insulation Resistance	1000 MΩ
Contact Resistance	10 mΩ
Toggle Switch Voltage Rating	125 VAC, 250 VAC

Body Features

Color	Black
Bushing Thread Size	M12 x .75
Toggle Switch Seal Type	Waterproof
Bushing Style	Threaded



Contact Features

Contact Base Material	Copper Alloy
Switch Contact Plating Material	Silver
Toggle Switch Contact Current Rating	6 A

Termination Features

Termination Type	Lead Wire - Hooking Type, Vertical
------------------	------------------------------------

Mechanical Attachment

Toggle Switch Mounting Type	Solder
-----------------------------	--------

Housing Features

Process Sealed	No
----------------	----

Dimensions

Toggle Length	10.5 mm [.413 in]
---------------	-------------------

Industry Standards

UL Flammability Rating	UL 94V-0
------------------------	----------

Product Compliance

[For compliance documentation, visit the product page on TE.com>](#)

EU RoHS Directive 2011/65/EU	Compliant with Exemptions
EU ELV Directive 2000/53/EC	Compliant
China RoHS 2 Directive MIIT Order No 32, 2016	Restricted Materials Above Threshold
EU REACH Regulation (EC) No. 1907/2006	Current ECHA Candidate List: JAN 2022 (223) Candidate List Declared Against: JAN 2022 (223) Does not contain REACH SVHC
Halogen Content	Low Halogen - Br, Cl, F, I < 900 ppm per homogenous material. Also BFR/CFR/PVC Free
Solder Process Capability	Hand solderable with lead free solder

Product Compliance Disclaimer

This information is provided based on reasonable inquiry of our suppliers and represents our current actual knowledge based on the information they provided. This information is subject to change. The part numbers that TE has identified as EU RoHS compliant have a maximum concentration of 0.1% by weight in homogenous materials for lead, hexavalent chromium, mercury, PBB, PBDE, DBP, BBP, DEHP, DIBP, and 0.01% for cadmium, or qualify for an exemption to these limits as defined in the Annexes of Directive 2011/65/EU (RoHS2). Finished electrical and electronic equipment products will be CE marked as required by Directive 2011/65/EU. Components may not be CE marked. Additionally, the part numbers that TE has identified as EU ELV compliant have a maximum concentration of 0.1% by weight in homogenous

materials for lead, hexavalent chromium, and mercury, and 0.01% for cadmium, or qualify for an exemption to these limits as defined in the Annexes of Directive 2000/53/EC (ELV). Regarding the REACH Regulation, the information TE provides on SVHC in articles for this part number is based on the latest European Chemicals Agency (ECHA) 'Guidance on requirements for substances in articles' posted at this URL: <https://echa.europa.eu/guidance-documents/guidance-on-reach>

Compatible Parts



TE Part # 2-6437630-0
FTD0904=MINIATURE TOGGLE



TE Part # 7-6437630-0
AWTD1504 = POWER TOGGLE



TE Part # 8-6437630-0
A4TK15W04




TE Part # 3-6437630-5
F4TN0904=MINIATURE TOGGLE



TE Part # 7-6437630-2
AWTN1504 = POWER TOGGLE

Also in the Series | Alcoswitch F Series




Toggle Switches(28)


Customers Also Bought



TE Part #5-1971875-7
POWER TRIPLE LOCK HIGH TEMP CAP



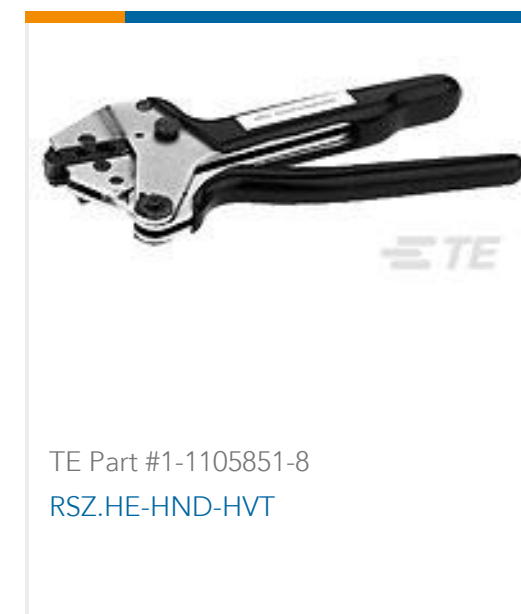
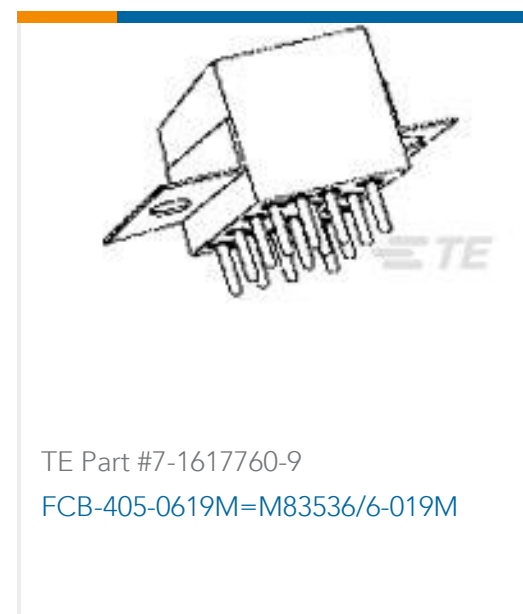
TE Part #284041-6
TERMINAL BLOCK VERTICAL PLUG S



TE Part #5039294018
DR-25-3/16-0-SP



TE Part #YDTS24Z17-35PNV001
RECP ASSY



Documents

Product Drawings

[FTR0904=MINIATURE TOGGLE](#)

English

CAD Files

[3D PDF](#)

3D

Customer View Model

[ENG_CVM_CVM_4-6437630-4_A.2d_dxf.zip](#)

English

Customer View Model

[ENG_CVM_CVM_4-6437630-4_A.3d_igs.zip](#)

English

Customer View Model

[ENG_CVM_CVM_4-6437630-4_A.3d_stp.zip](#)

English

By downloading the CAD file I accept and agree to the [Terms and Conditions](#) of use.

Datasheets & Catalog Pages

[SWITCHES_CORE_PROGRAM_CATALOG](#)

English

[F_SERIES_SWITCHES_QUICK_REF_GUIDE_1-1773458-9](#)

English