

Position switch Plastic enclosure according to EN 50047, 31 mm
 Device connection 1 x M20 x 1.5 1 NO/1 NC quick action contacts
 integrated (not replaceable) adjustable-length twist lever with positive
 fit (grid hole) right/left adjustable with plastic roller 19 mm



Product brand name	SIRIUS
Product designation	Mechanical position switches
Product type designation	3SE5
Manufacturer's article number	<ul style="list-style-type: none"> • of the supplied basic switch 3SE5232-0HC05 • of the supplied actuator head for position switches 3SE5000-0AK00 • of the supplied operating lever 3SE5000-0AA60
Suitability for use safety switch	Yes

General technical data	
Product function	
• positive opening	Yes
Insulation voltage	
• rated value	400 V
Degree of pollution	class 3
Surge voltage resistance rated value	6 kV
Protection class IP	IP65
Shock resistance	
• acc. to IEC 60068-2-27	30 g / 11 ms

Vibration resistance	
<ul style="list-style-type: none"> • acc. to IEC 60068-2-6 	0.35 mm/5g
Mechanical service life (switching cycles)	
<ul style="list-style-type: none"> • typical 	15 000 000
Electrical endurance (switching cycles)	
<ul style="list-style-type: none"> • at AC-15 at 230 V typical 	100 000
Electrical endurance (switching cycles) with contactor 3RH11, 3RT1016, 3RT1017, 3RT1024, 3RT1025, 3RT1026 typical	10 000 000
Electrical operating cycles in one hour with contactor 3RH11, 3RT1016, 3RT1017, 3RT1024, 3RT1025, 3RT1026	6 000
Thermal current	10 A
Material of the enclosure of the switch head	plastic
Continuous current of the C characteristic MCB	1 A; for a short-circuit current smaller than 400 A
Continuous current of the quick DIAZED fuse link	10 A; for a short-circuit current smaller than 400 A
Continuous current of the DIAZED fuse link gG	6 A
Active principle	mechanical
Repeat accuracy	0.05 mm
Minimum actuating torque in activation direction	0.25 N·m
Length of the sensor	182 mm
Width of the sensor	31 mm
Design of the switching contact	mechanical
Operating frequency rated value	50 ... 60 Hz
Number of NC contacts for auxiliary contacts	1
Number of NO contacts for auxiliary contacts	1
Number of CO contacts for auxiliary contacts	1
Operating current at AC-15	
<ul style="list-style-type: none"> • at 24 V rated value 	6 A
<ul style="list-style-type: none"> • at 240 V rated value 	6 A
<ul style="list-style-type: none"> • at 400 V rated value 	4 A
Operating current at DC-13	
<ul style="list-style-type: none"> • at 24 V rated value 	3 A
<ul style="list-style-type: none"> • at 125 V rated value 	0.55 A
<ul style="list-style-type: none"> • at 250 V rated value 	0.27 A
<ul style="list-style-type: none"> • at 400 V rated value 	0.12 A
Design of the interface for safety-related communication	without

Enclosure	
Design of the housing	block, narrow
Material of the enclosure	plastic
Coating of the enclosure	Other types
Design of the housing acc. to standard	Yes

Drive Head	
Design of the operating mechanism	Adjustable twist lever, adjustable-length metal lever with positive fit, 100 mm long, plastic roller 19 mm
Standard-compliant actuator head	EN 50047, design A
Shape of the switch head	roller
Design of the switching function	positive opening, integrated
Circuit principle	snap-action contacts
Number of switching contacts safety-related	1

Connections/Terminals	
Type of electrical connection	screw-type terminals
Type of connectable conductor cross-sections	
<ul style="list-style-type: none"> • solid 	1x (0.5 ... 1.5 mm ²), 2x (0.5 ... 0.75 mm ²)
<ul style="list-style-type: none"> • finely stranded with core end processing 	1x (0.5 ... 1.5 mm ²), 2x (0.5 ... 0.75 mm ²)
<ul style="list-style-type: none"> • at AWG conductors solid 	1x (20 ... 16), 2x (20 ... 18)
<ul style="list-style-type: none"> • at AWG conductors stranded 	1x (20 ... 16), 2x (20 ... 18)
Cable entry type	1x (M20 x 1.5)

Communication/ Protocol	
Design of the interface	without

Ambient conditions	
Ambient temperature	
<ul style="list-style-type: none"> • during operation 	-25 ... +85 °C
<ul style="list-style-type: none"> • during storage 	-40 ... +90 °C
Explosion protection category for dust	none

Installation/ mounting/ dimensions	
Mounting position	any
Mounting type	screw fixing

Certificates/approvals	
------------------------	--

General Product Approval	Functional Safety/Safety of Machinery	Declaration of Conformity
--------------------------	---------------------------------------	---------------------------



CCC



CSA



UL



[Type Examination Certificate](#)



EG-Konf.

Test Certificates	other
-------------------	-------

[Type Test Certificates/Test Report](#)

[Confirmation](#)

Further information

Information- and Downloadcenter (Catalogs, Brochures,...)

<http://www.siemens.com/industrial-controls/catalogs>

Industry Mall (Online ordering system)

<https://mall.industry.siemens.com/mall/en/en/Catalog/product?mlfb=3SE5232-0HK60>

Cax online generator

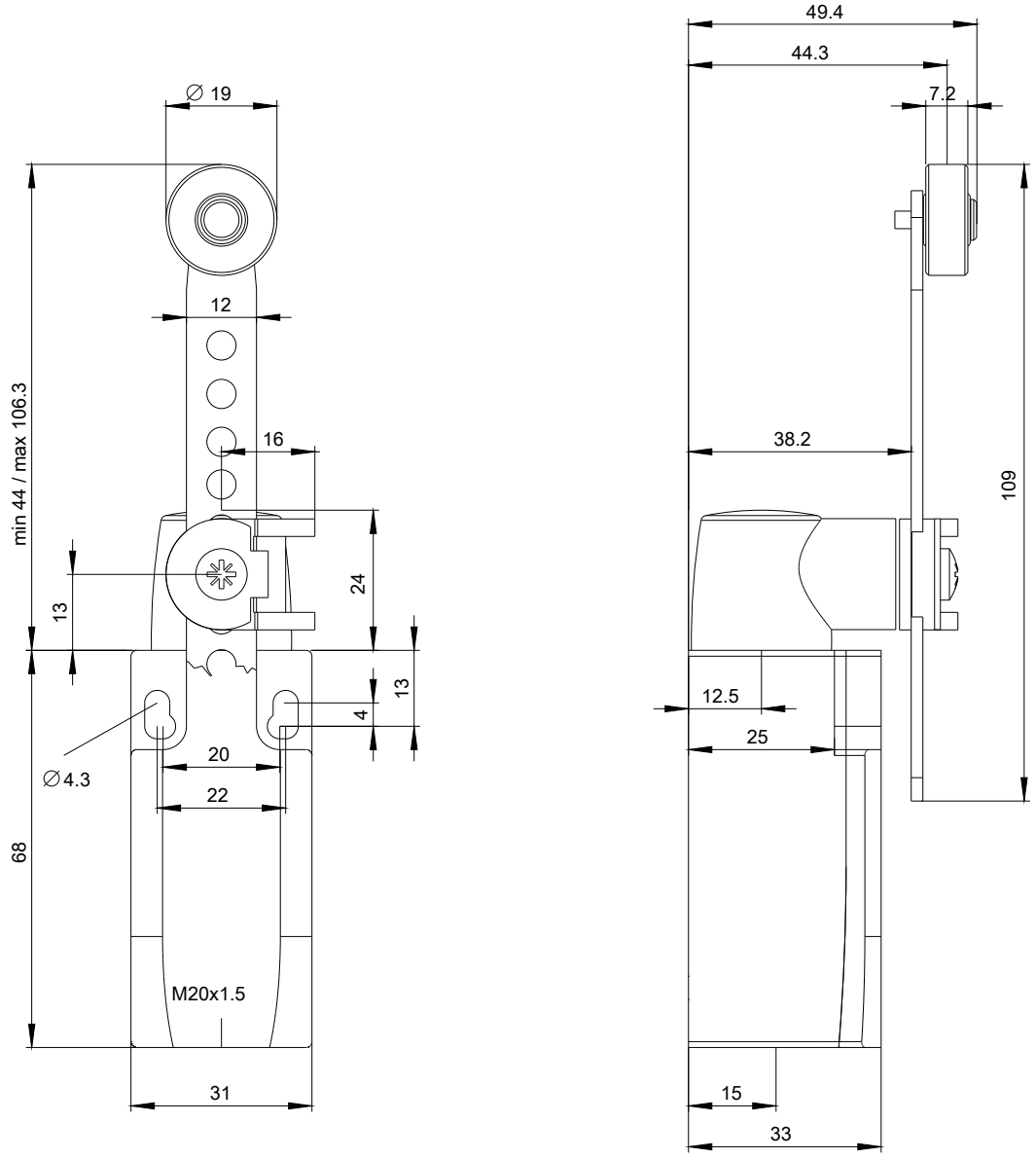
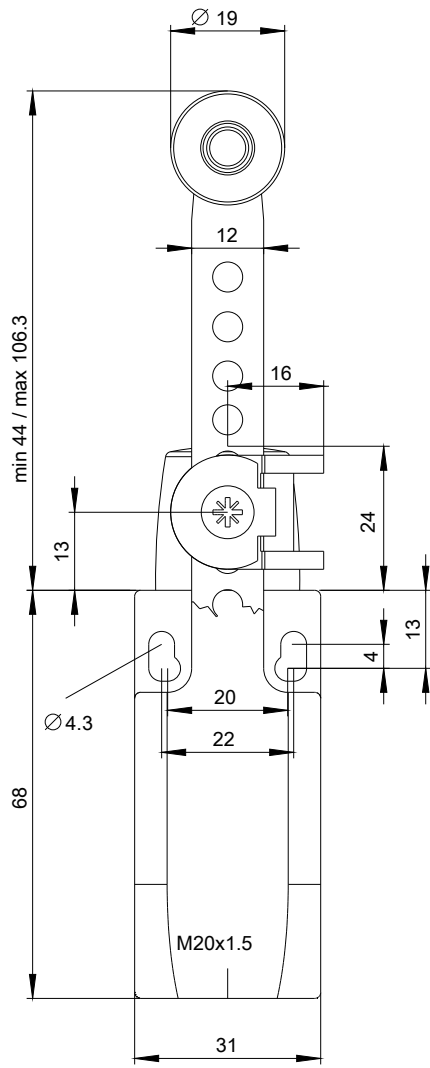
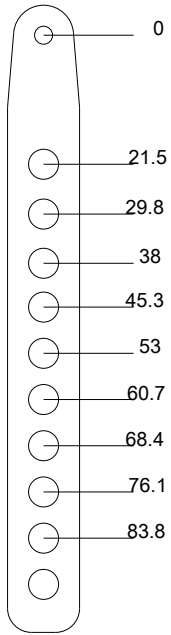
<http://support.automation.siemens.com/WW/CAXorder/default.aspx?lang=en&mlfb=3SE5232-0HK60>

Service&Support (Manuals, Certificates, Characteristics, FAQs,...)

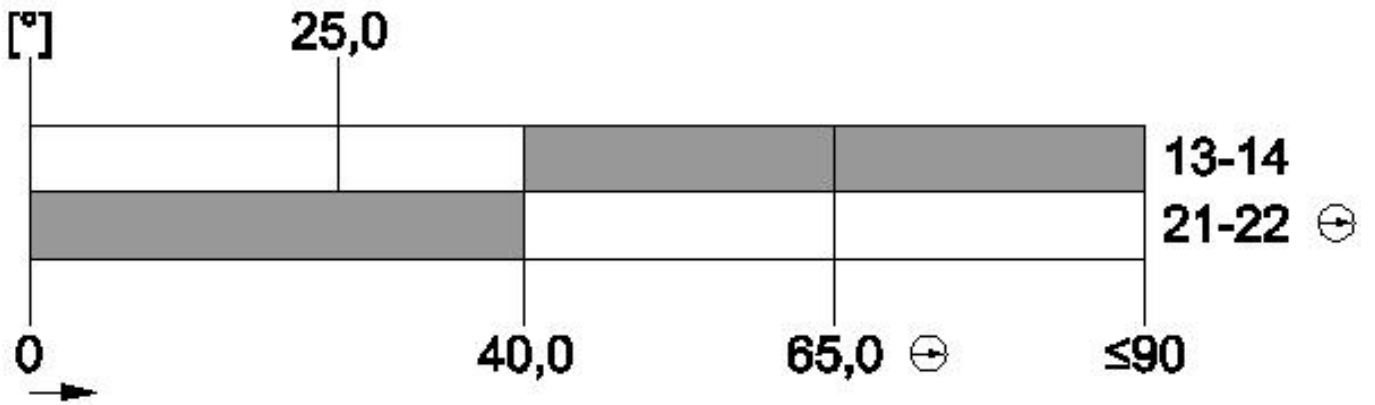
<https://support.industry.siemens.com/cs/ww/en/ps/3SE5232-0HK60>

Image database (product images, 2D dimension drawings, 3D models, device circuit diagrams, EPLAN macros, ...)

http://www.automation.siemens.com/bilddb/cax_de.aspx?mlfb=3SE5232-0HK60&lang=en







last modified:

11/17/2018