

Safety position switch with separate actuator Metal enclosure 31 mm, 1x (M20x 1.5), EN 50047 Slow-action contacts 1 NO+1 NC 5 directions of approaches The matching separate Actuator 3SE5000-0AV0./-0AW. must be ordered separately



Product brand name	SIRIUS
Product designation	Mechanical safety switches
Product type designation	3SE5
Suitability for use safety switch	Yes

General technical data	
Product function	
• positive opening	Yes
Insulation voltage	
• rated value	400 V
Degree of pollution	class 3
Surge voltage resistance rated value	6 kV
Protection class IP	IP66/IP67
Shock resistance	
• acc. to IEC 60068-2-27	30 g / 11 ms
Vibration resistance	
• acc. to IEC 60068-2-6	0.35 mm/5g
Mechanical service life (switching cycles)	
• typical	1 000 000
Electrical endurance (switching cycles)	

<ul style="list-style-type: none"> • at AC-15 at 230 V typical 	100 000
Electrical endurance (switching cycles) with contactor 3RH11, 3RT1016, 3RT1017, 3RT1024, 3RT1025, 3RT1026 typical	1 000 000
Electrical operating cycles in one hour with contactor 3RH11, 3RT1016, 3RT1017, 3RT1024, 3RT1025, 3RT1026	6 000
Thermal current	10 A
Material of the enclosure of the switch head	metal
Continuous current of the C characteristic MCB	1 A; for a short-circuit current smaller than 400 A
Continuous current of the quick DIAZED fuse link	10 A; for a short-circuit current smaller than 400 A
Continuous current of the DIAZED fuse link gG	6 A; for a short-circuit current smaller than 400 A
Active principle	mechanical
Repeat accuracy	0.05 mm
Minimum actuating force in activation direction	20 N
Length of the sensor	104 mm
Width of the sensor	31 mm
Design of the switching contact	mechanical
Operating frequency rated value	50 ... 60 Hz
Number of NC contacts for auxiliary contacts	1
Number of NO contacts for auxiliary contacts	1
Number of CO contacts for auxiliary contacts	1
Operating current at AC-15	
<ul style="list-style-type: none"> • at 24 V rated value • at 240 V rated value • at 400 V rated value 	6 A 4 A 4 A
Operating current at DC-13	
<ul style="list-style-type: none"> • at 24 V rated value • at 125 V rated value • at 250 V rated value • at 400 V rated value 	3 A 0.55 A 0.27 A 0.12 A
Design of the interface for safety-related communication	without

Enclosure	
Design of the housing	block, narrow
Material of the enclosure	metal
Coating of the enclosure	cathodic immersion coating
Design of the housing acc. to standard	Yes

Drive Head	
Design of the operating mechanism	without
Standard-compliant actuator head	EN 50047
Design of the switching function	positive opening
Circuit principle	slow-action contacts

Number of switching contacts safety-related	1
---	---

Connections/Terminals

Type of electrical connection	screw-type terminals
Type of connectable conductor cross-sections	
<ul style="list-style-type: none"> • solid 	1x (0.5 ... 1.5 mm ²), 2x (0.5 ... 0.75 mm ²)
<ul style="list-style-type: none"> • finely stranded with core end processing 	1x (0.5 ... 1.5 mm ²), 2x (0.5 ... 0.75 mm ²)
<ul style="list-style-type: none"> • at AWG conductors solid 	1x (20 ... 16), 2x (20 ... 18)
<ul style="list-style-type: none"> • at AWG conductors stranded 	1x (20 ... 16), 2x (20 ... 18)

Safety related data

B10 value	
<ul style="list-style-type: none"> • with high demand rate acc. to SN 31920 	1 000 000
Proportion of dangerous failures	
<ul style="list-style-type: none"> • with high demand rate acc. to SN 31920 	20 %
Cable entry type	1x (M20 x 1.5)

Communication/ Protocol

Design of the interface	without
-------------------------	---------

Ambient conditions

Ambient temperature	
<ul style="list-style-type: none"> • during operation 	-25 ... +85 °C
<ul style="list-style-type: none"> • during storage 	-40 ... +90 °C
Explosion protection category for dust	none

Installation/ mounting/ dimensions

Mounting position	any
Mounting type	screw fixing

Certificates/approvals

General Product Approval	Functional Safety/Safety of Machinery	Declaration of Conformity
 CCC  CSA  UL  EAC	Type Examination Certificate	 EG-Konf.

Test Certificates	other
-------------------	-------

[Type Test Certificates/Test Report](#)

[Confirmation](#)

Further information

Information- and Downloadcenter (Catalogs, Brochures,...)

<http://www.siemens.com/industrial-controls/catalogs>

Industry Mall (Online ordering system)

<https://mall.industry.siemens.com/mall/en/en/Catalog/product?mfb=3SE5212-0RV40>

Cax online generator

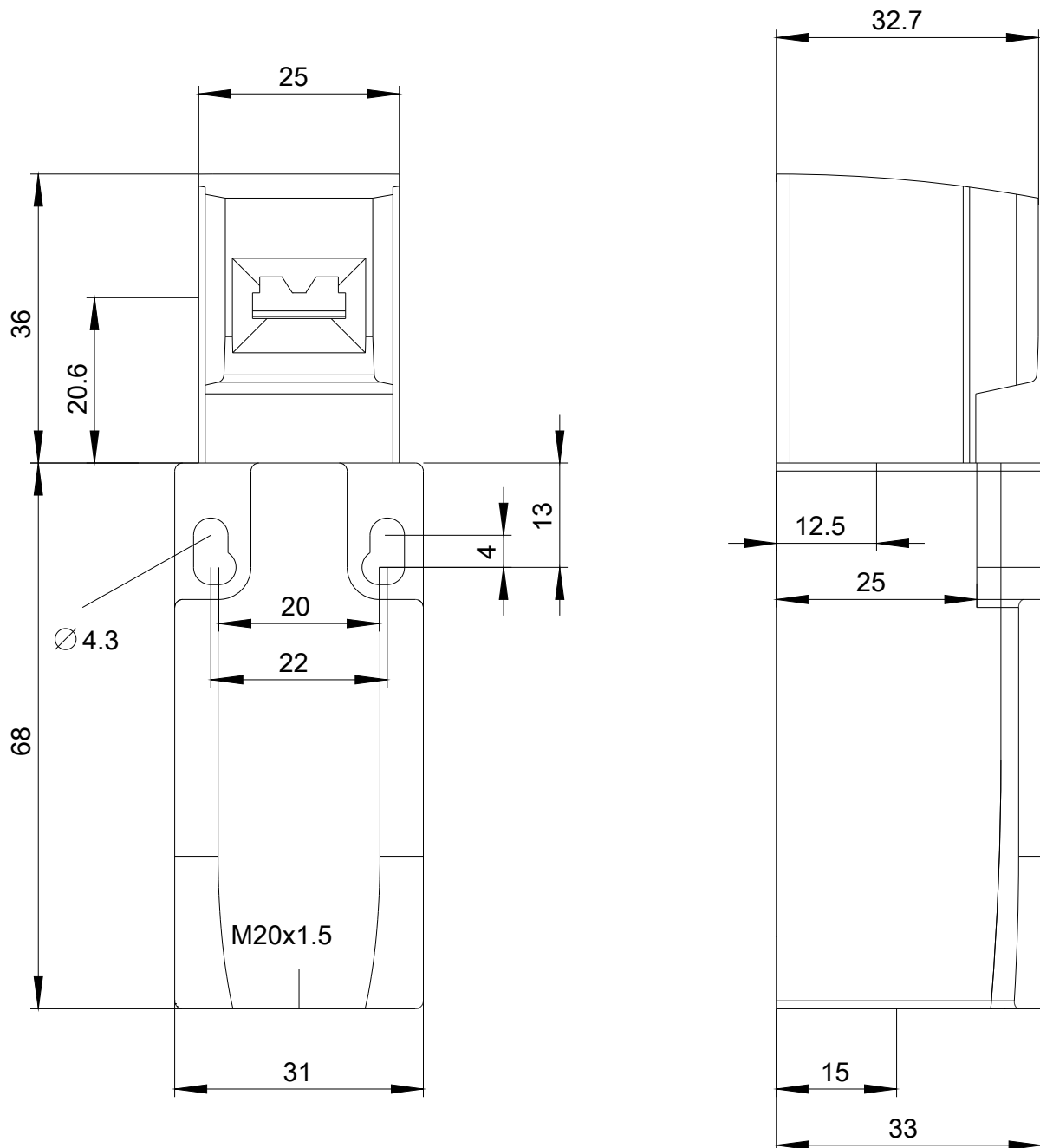
<http://support.automation.siemens.com/WW/CAXorder/default.aspx?lang=en&mfb=3SE5212-0RV40>

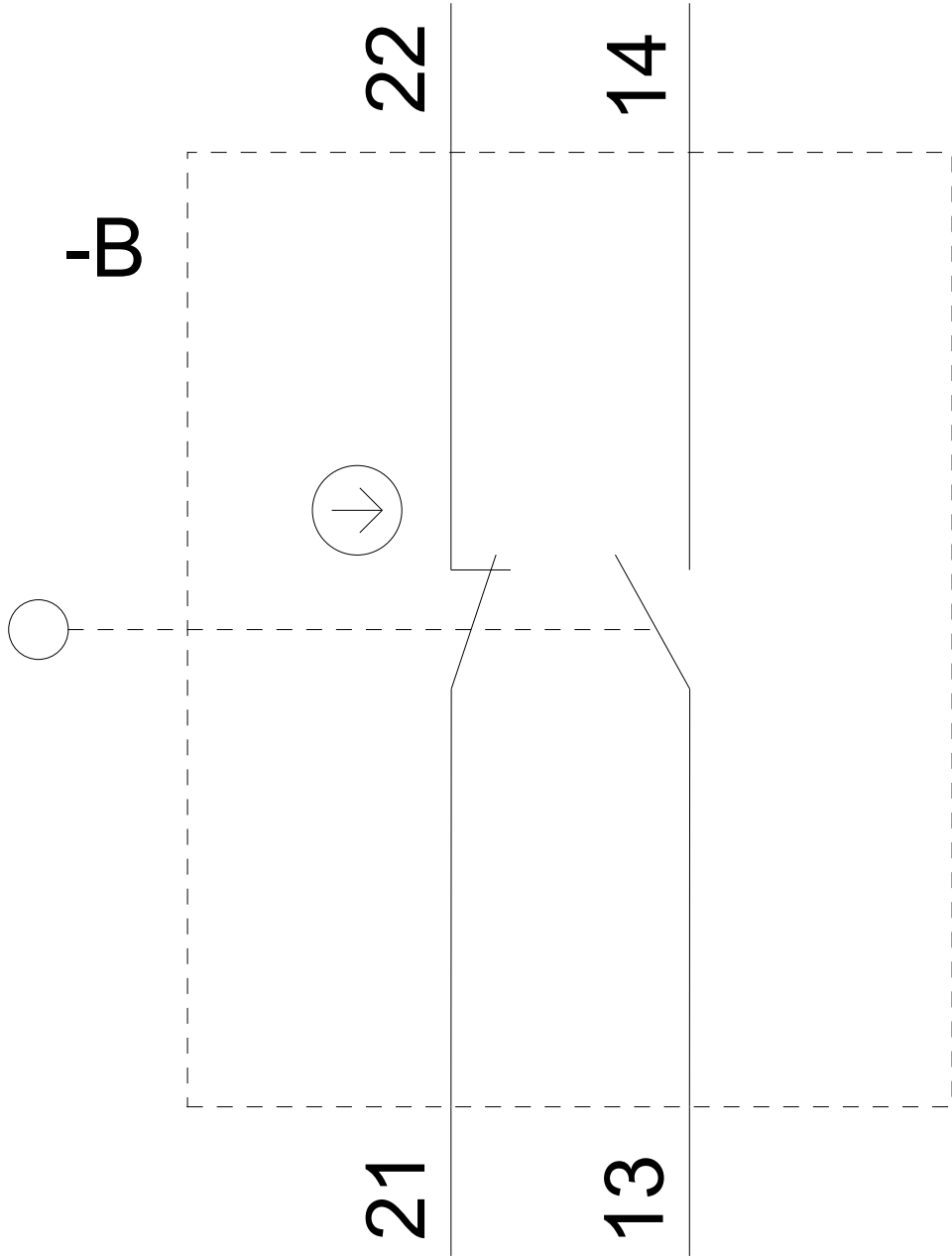
Service&Support (Manuals, Certificates, Characteristics, FAQs,...)

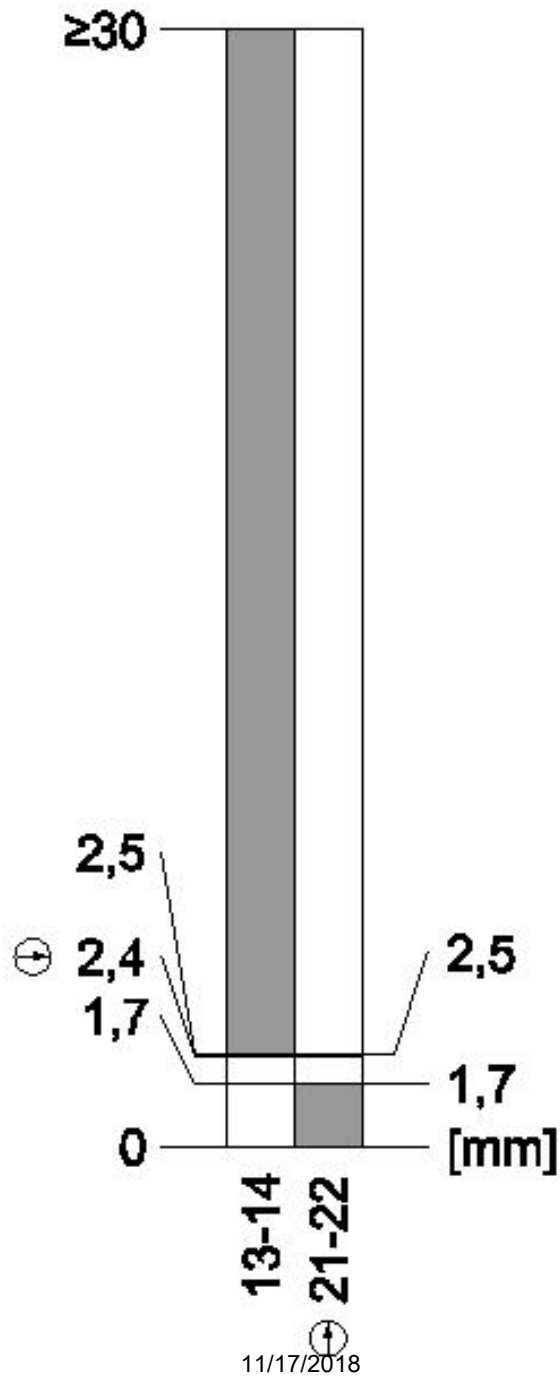
<https://support.industry.siemens.com/cs/ww/en/ps/3SE5212-0RV40>

Image database (product images, 2D dimension drawings, 3D models, device circuit diagrams, EPLAN macros, ...)

http://www.automation.siemens.com/bilddb/cax_de.aspx?mfb=3SE5212-0RV40&lang=en







last modified: