

Separation amplifier 24 V AC/DC, 3-way separation input: 0-10 V
output: 0-20 mA screw terminal



Product brand name	SIRIUS
Product category	Signal converter
Product designation	Single-range converters
Design of the product	active
Product type designation	3RS70

General technical data	
Display version LED	Yes
Number of channels	1
Consumed active power	0.29 W
Surge voltage resistance rated value	2 500 V
Protection class IP	IP20
Shock resistance	
• acc. to IEC 60068-2-27	sinusoidal half-wave 15g / 11 ms
Reference code acc. to DIN EN 81346-2	T
Reference code acc. to DIN EN 61346-2	K

Supply voltage	
Supply voltage at AC	
• at 50 Hz rated value	24 V
• at 60 Hz rated value	24 V

Supply voltage at DC rated value	24 V
Supply voltage frequency	
• rated value	60 ... 50 Hz
Operating range factor supply voltage rated value	
• at AC at 50 Hz	0.8 ... 1.1
• at AC at 60 Hz	0.8 ... 1.1
• at DC	0.8 ... 1.1

Precision	
Relative metering precision	0.1 %
Relative linearity deviation	0.05 %
Temperature drift per °C	0.015 %/°C
Voltage ripple maximum	20 mV
Limit frequency	30 Hz
Settling time for 1 % deviation	17 ms
Rise time	6 ms

Main circuit	
Type of voltage	AC/DC

Inputs/ Outputs	
Input voltage	30 V
Property of the output Short-circuit proof	Yes
Type of signal at input	0 ... 10 V
Type of signal at output	0 ... 20 mA
Input impedance of voltage input minimum	330 kΩ

Outputs	
Load	
• at the current output maximum	500 Ω

Electromagnetic compatibility	
EMC emitted interference	
• acc. to IEC 60947-1	Environment B
EMI immunity	
• acc. to IEC 60947-1	corresponds to degree of severity 3
Conducted interference	
• due to burst acc. to IEC 61000-4-4	1 kV 5/50 ns
• due to conductor-conductor surge acc. to IEC 61000-4-5	1 kV
Field-bound parasitic coupling acc. to IEC 61000-4-3	10 V/m
Electrostatic discharge acc. to IEC 61000-4-2	6 kV contact discharge / 8 kV air discharge

Galvanic isolation	
Design of the electrical isolation	3 paths
Galvanic isolation	

• between entrance and outlet	Yes
• between the outputs	No
• between the inputs	No
• between the voltage supply and other circuits	Yes

Connections/ Terminals

Type of electrical connection	screw-type terminals
Type of connectable conductor cross-sections	
• solid	1x (0.25 ... 2.5 mm ²)
• finely stranded with core end processing	1x (0.25 ... 1.5 mm ²)
• at AWG conductors solid	1 x (20 ... 14)
Connectable conductor cross-section	
• solid	0.25 ... 2.5 mm ²
• finely stranded with core end processing	0.25 ... 1.5 mm ²
AWG number as coded connectable conductor cross section	
• solid	20 ... 14
Tightening torque	
• with screw-type terminals	0.5 ... 0.6 N·m

Installation/ mounting/ dimensions

Mounting position	any
Mounting type	snap-on mounting
Height	93 mm
Width	6.2 mm
Depth	72.5 mm
Required spacing	
• with side-by-side mounting	
— forwards	0 mm
— Backwards	0 mm
— upwards	0 mm
— downwards	0 mm
— at the side	0 mm
• for grounded parts	
— forwards	0 mm
— Backwards	0 mm
— upwards	0 mm
— at the side	0 mm
— downwards	0 mm
• for live parts	
— forwards	0 mm
— Backwards	0 mm
— upwards	0 mm





- downwards
- at the side

0 mm
0 mm

Ambient conditions

Installation altitude at height above sea level	
• maximum	2 000 m
Relative humidity	
• during operation	10 ... 95 %

Certificates/ approvals

General Product Approval		Declaration of Conformity		Test Certificates
				Miscellaneous Type Test Certificates/Test Report
CSA	UL		EG-Konf.	

Marine / Shipping	other
--------------------------	--------------



[Confirmation](#)

Further information

Information- and Downloadcenter (Catalogs, Brochures,...)

www.siemens.com/sirius/catalogs

Industry Mall (Online ordering system)

<https://mall.industry.siemens.com/mall/en/en/Catalog/product?mlfb=3RS7000-1CE00>

Cax online generator

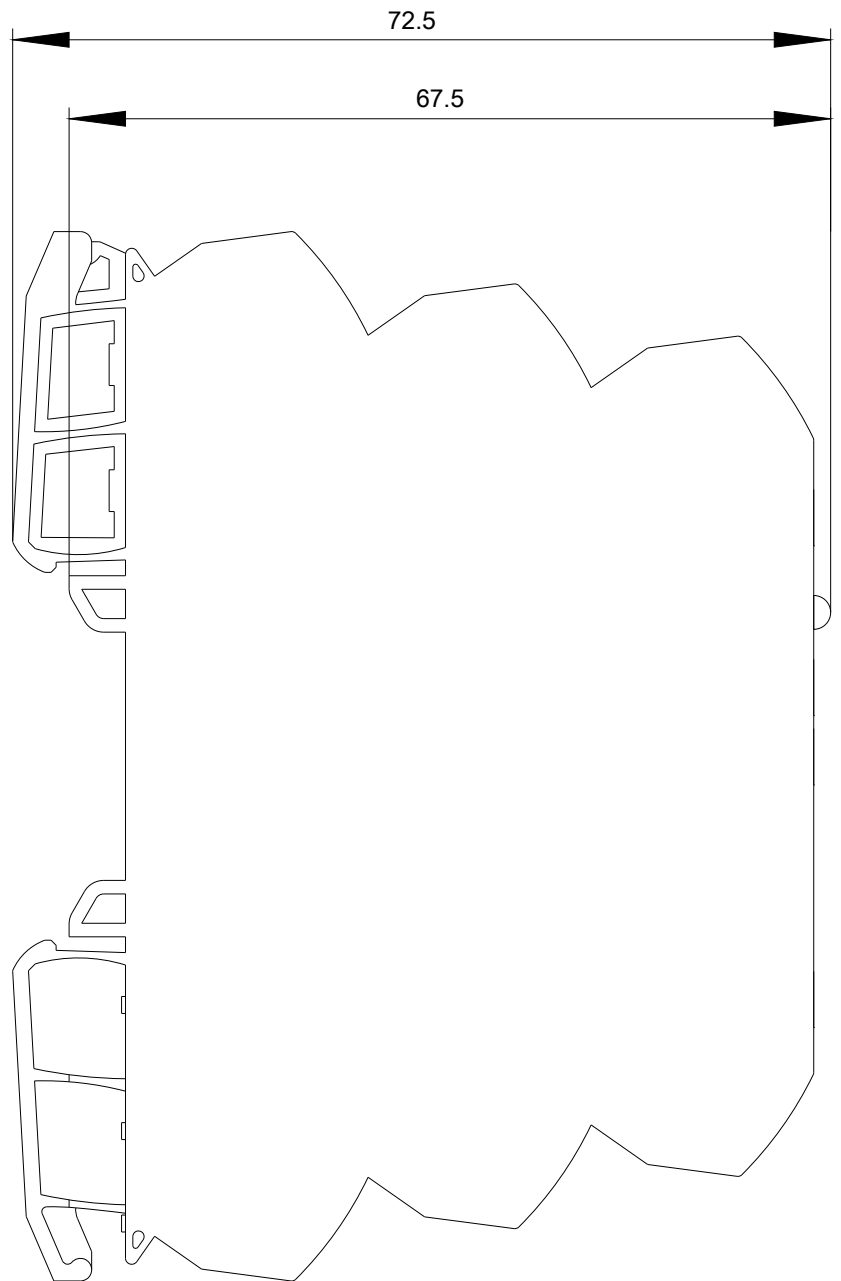
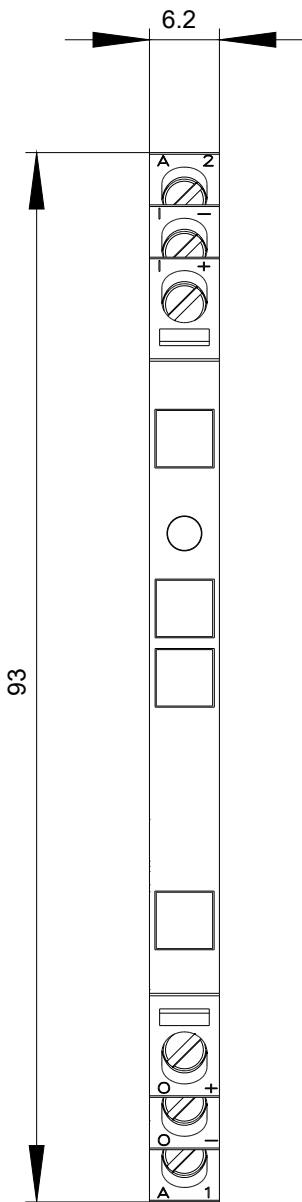
<http://support.automation.siemens.com/WW/CAXorder/default.aspx?lang=en&mlfb=3RS7000-1CE00>

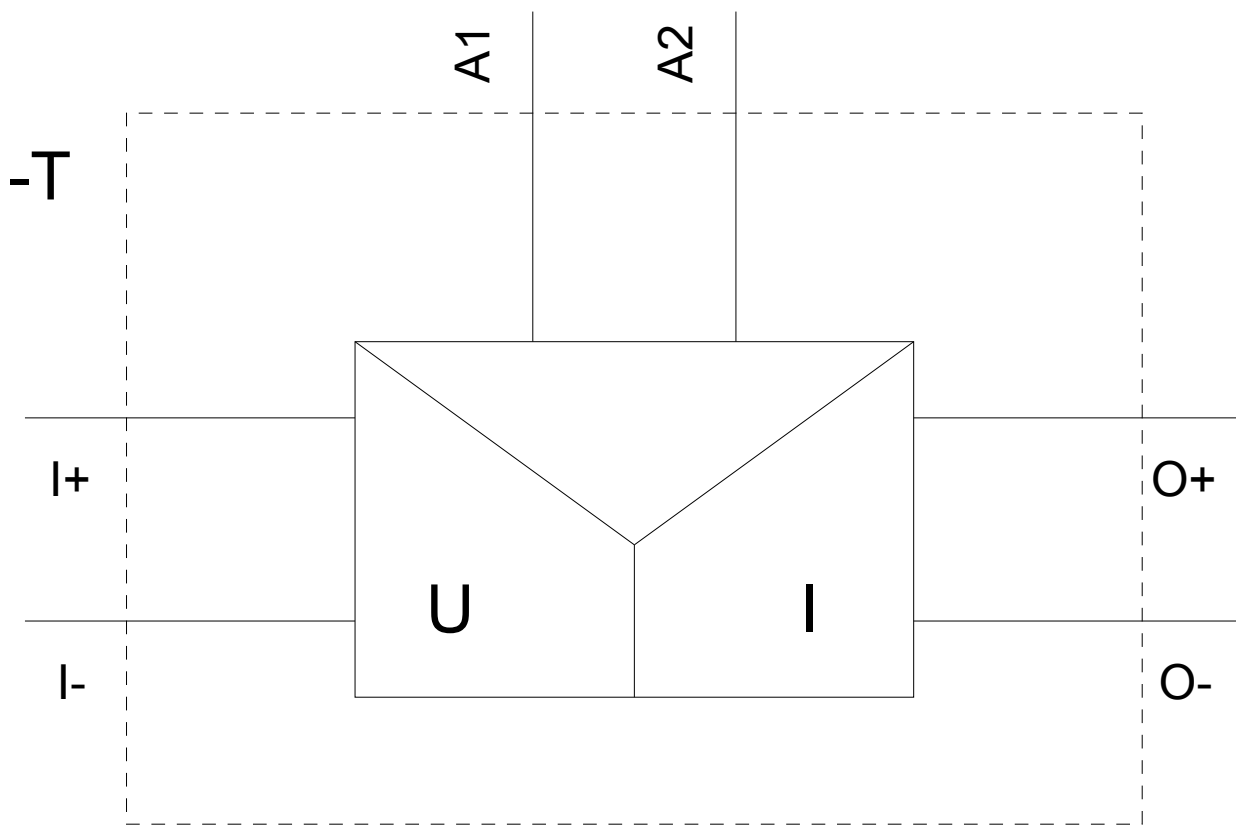
Service&Support (Manuals, Certificates, Characteristics, FAQs,...)

<https://support.industry.siemens.com/cs/ww/en/ps/3RS7000-1CE00>

Image database (product images, 2D dimension drawings, 3D models, device circuit diagrams, EPLAN macros, ...)

http://www.automation.siemens.com/bilddb/cax_de.aspx?mlfb=3RS7000-1CE00&lang=en





last modified:

07/26/2019