

281786-3 ✓ ACTIVE

AMPMODU | AMPMODU HE 13/HE 14


TE Internal #: 281786-3

AMPMODU HE 13/HE 14, Connector Assembly, Receptacle, Wire-to-Board, 3 Position, 2.54 mm [.1 in] Centerline, Insulation Displacement (IDC), 1 Row, Blue

[View on TE.com >](#)



Connectors > PCB Connectors > Wire-to-Board Connectors > Wire-to-Board Connector Assemblies & Housings > HE13/HE14 IDC Receptacle, SRST, AWG24-2



Connector Product Type: **Connector Assembly**

Connector & Housing Type: **Receptacle**

Connector System: **Wire-to-Board**

Number of Positions: **3**

Centerline (Pitch): **2.54 mm [.1 in]**

[All HE13/HE14 IDC Receptacle, SRST, AWG24-2 \(30\)](#)

Features

Product Type Features

| | |
|-----------------------------------|--------------------|
| Connector Product Type | Connector Assembly |
| Connector & Housing Type | Receptacle |
| Connector System | Wire-to-Board |
| Sealable | No |
| Connector & Contact Terminates To | Wire & Cable |

Configuration Features

| | |
|---------------------|---|
| Number of Positions | 3 |
| Number of Rows | 1 |

Electrical Characteristics

| | |
|-----------------------|---------|
| Insulation Resistance | 1000 MΩ |
|-----------------------|---------|

Contact Features

| | |
|-------------------------------|-----------------|
| Contact Layout | Inline |
| Contact Type | Socket |
| Contact Underplating Material | Nickel |
| Contact Base Material | Phosphor Bronze |
| Contact Current Rating (Max) | 3 A |



Termination Features

| | |
|------------------------------------|-------------------------------|
| Termination Method to Wire & Cable | Insulation Displacement (IDC) |
|------------------------------------|-------------------------------|

Mechanical Attachment

| | |
|-------------------------|----------------------------|
| Strain Relief | Without |
| Panel Mount Feature | Without |
| PCB Mount Retention | Without |
| Mating Retention | With |
| Connector Mounting Type | Cable Mount (Free-Hanging) |

Housing Features

| | |
|-----------------------------|------------------|
| Housing Entry Configuration | Both Ends Closed |
| Housing Material | PBT GF |
| Centerline (Pitch) | 2.54 mm [.1 in] |
| Housing Color | Blue |

Dimensions

| | |
|--|---------------------------|
| Connector Length | 8.42 mm [.331 in] |
| Connector Height | 17.8 mm [.701 in] |
| Accepts Wire Insulation Diameter Range | 1 mm [.039 in] |
| Wire Size | .08 – .15 mm ² |
| Row-to-Row Spacing | 2.54 mm [.1 in] |

Usage Conditions

| | |
|-----------------------------|-----------------------------|
| Operating Temperature Range | -40 – 100 °C [-40 – 212 °F] |
|-----------------------------|-----------------------------|

Operation/Application

| | |
|---------------------|--------|
| Circuit Application | Signal |
|---------------------|--------|

Industry Standards

| | |
|------------------------|-------------------------------|
| Glow Wire Rating | Standard Part - Not Glow Wire |
| UL Flammability Rating | UL 94V-0 |

Packaging Features

| | |
|------------------|-------------------|
| Packaging Method | Bulk, Loose Piece |
|------------------|-------------------|

Product Compliance

[For compliance documentation, visit the product page on TE.com>](#)

| | |
|---|---|
| EU RoHS Directive 2011/65/EU | Compliant |
| EU ELV Directive 2000/53/EC | Compliant |
| China RoHS 2 Directive MIIT Order No 32, 2016 | No Restricted Materials Above Threshold |
| EU REACH Regulation (EC) No. 1907/2006 | Current ECHA Candidate List: JAN 2022 (223) Candidate List Declared Against: JUL 2021 (219) SVHC > Threshold: Not Yet Reviewed |
| Halogen Content | Not Low Halogen - contains Br or Cl > 900 ppm. |
| Solder Process Capability | Not applicable for solder process capability |

Product Compliance Disclaimer

This information is provided based on reasonable inquiry of our suppliers and represents our current actual knowledge based on the information they provided. This information is subject to change. The part numbers that TE has identified as EU RoHS compliant have a maximum concentration of 0.1% by weight in homogenous materials for lead, hexavalent chromium, mercury, PBB, PBDE, DBP, BBP, DEHP, DIBP, and 0.01% for cadmium, or qualify for an exemption to these limits as defined in the Annexes of Directive 2011/65/EU (RoHS2). Finished electrical and electronic equipment products will be CE marked as required by Directive 2011/65/EU. Components may not be CE marked. Additionally, the part numbers that TE has identified as EU ELV compliant have a maximum concentration of 0.1% by weight in homogenous materials for lead, hexavalent chromium, and mercury, and 0.01% for cadmium, or qualify for an exemption to these limits as defined in the Annexes of Directive 2000/53/EC (ELV). Regarding the REACH Regulation, the information TE provides on SVHC in articles for this part number is based on the latest European Chemicals Agency (ECHA) 'Guidance on requirements for substances in articles' posted at this URL: <https://echa.europa.eu/guidance-documents/guidance-on-reach>

Compatible Parts



TE Part # 281695-3
HEADER HE14 STRAIGHT 3 P



TE Part # 281698-3
HEADER HE14 RA 3 P



TE Part # 1-528015-6
PISTOL GRIP HANDLE




TE Part # 734042-1
HEAD, HE-14, 180 DEGREE


Also in the Series | [AMPMODU HE 13/HE 14](#)



Insertion & Extraction Tools(1)



PCB Headers & Receptacles(83)



Wire-to-Board Connector Assemblies & Housings(151)



Wire-to-Board Connector Contacts(4)

Customers Also Bought

TE Part #3-2176070-5
3521 270R 1% 2WTE Part #281695-6
HEADER HE14 STRAIGHT 6 PTE Part #3-2176057-7
RLP73K 3A R33 1% 1K RLTE Part #2-1879011-3
SMF2 1K8 5%TE Part #1982299-4
ELCON MINI 2P CABLE CONN,W/O
CODINGTE Part #517053-000
202A121-15-CS-2067-0

Documents

Product Drawings

[PLUG HE14 IDC 180 3 P AWG 28-26](#)

English

CAD Files

[3D PDF](#)

English

Customer View Model

[ENG_CVM_281786-3_C.3d_igs.zip](#)

English

Customer View Model

[ENG_CVM_281786-3_C.3d_stp.zip](#)

English

Customer View Model

[ENG_CVM_281786-3_C.2d_dxf.zip](#)

English

By downloading the CAD file I accept and agree to the [Terms and Conditions](#) of use.



[Product Specifications](#)

[Application Specification](#)

English