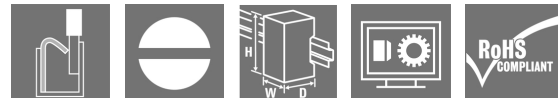


DRMKITP 24VDC 2CO LD

Weidmüller Interface GmbH & Co. KG
 Klingenbergstraße 26
 D-32758 Detmold
 Germany

www.weidmueller.com

Product image



Similar to illustration

- Mounted kit consisting relay, socket and retaining clip
- 100 % function tested
- 100 % check of the dielectric strenght between input - output
- 2 CO contacts
- Optional with mechanical status indicator
- Optional Test button with coloured identification of coils (AC red / DC blue)
- Bright status LED (AC coil: red / DC coil: green)

General ordering data

Version	D-SERIES DRM, Relay module, Number of contacts: 2, CO contact AgNi flash gold-plated, Rated control voltage: 24 V DC, Continuous current: 10 A, PUSH IN, Test button available: No
Order No.	2576110000
Type	DRMKITP 24VDC 2CO LD
GTIN (EAN)	4050118585865
Qty.	10 pc(s).
Relevant base	7760056362
Relevant relay	7760056060

Creation date April 20, 2022 7:43:33 AM CEST

DRMKITP 24VDC 2CO LD

Weidmüller Interface GmbH & Co. KG

Klingenbergstraße 26

D-32758 Detmold

Germany

www.weidmueller.com

Technical data

Dimensions and weights

Depth	82.3 mm	Depth (inches)	3.24 inch
Height	101.8 mm	Height (inches)	4.008 inch
Width	30.6 mm	Width (inches)	1.205 inch
Net weight	99.09 g		

Temperatures

Storage temperature	-40 °C...70 °C	Operating temperature	-40 °C...60 °C
Humidity	35...85 % rel. humidity, no condensation		

Environmental Product Compliance

REACH SVHC	Lead 7439-92-1
------------	----------------

Control side

Rated control voltage	24 V DC	Rated current DC	36.9 mA
Power rating	0.9 W	Pull-in/drop-out voltage, typ.	18 V / 2.4 V DC
Coil resistance	650 Ω ± 10 %	Coil tolerance	10 %
Status indicator	Green LED	Protective circuit	Free-wheeling diode

Load side

Rated switching voltage	250 V AC	Continuous current	10 A
Max. switching frequency at rated load	0.1 Hz	Min. switching power	10 mA @ 12 V, 100 mA @ 5 V
Inrush current	20 A / 50 ms	AC switching capacity (resistive), max.	2500 VA
DC switching capacity (resistive), max.	240 W @ 24 V	Switch-on delay	< 20 ms
Switch-off delay	< 20 ms	Contact type	2 CO contact (AgNi flash gold-plated)
Mechanical service life	20 x 10 ⁶ switching cycles		

General data

Rail	TS 35																																
Test button available	No																																
Mechanical switch position indicator	Yes																																
Colour	black																																
UL94 flammability rating component	<table border="1"> <tr> <td>Component</td> <td>Housing</td> </tr> <tr> <td>UL94 flammability rating</td> <td>V-2</td> </tr> <tr> <td>Component</td> <td>Pusher</td> </tr> <tr> <td>UL94 flammability rating</td> <td>HB</td> </tr> <tr> <td>Component</td> <td>Mounting foot</td> </tr> <tr> <td>UL94 flammability rating</td> <td>HB</td> </tr> <tr> <td>Component</td> <td>Retaining clip</td> </tr> <tr> <td>UL94 flammability rating</td> <td>HB</td> </tr> <tr> <td>Component</td> <td>Relay cover</td> </tr> <tr> <td>UL94 flammability rating</td> <td>V-2</td> </tr> <tr> <td>Component</td> <td>Relay baseplate</td> </tr> <tr> <td>UL94 flammability rating</td> <td>V-0</td> </tr> <tr> <td>Component</td> <td>Relay status indicator</td> </tr> <tr> <td>UL94 flammability rating</td> <td>HB</td> </tr> <tr> <td>Component</td> <td>Relay test button</td> </tr> <tr> <td>UL94 flammability rating</td> <td>HB</td> </tr> </table>	Component	Housing	UL94 flammability rating	V-2	Component	Pusher	UL94 flammability rating	HB	Component	Mounting foot	UL94 flammability rating	HB	Component	Retaining clip	UL94 flammability rating	HB	Component	Relay cover	UL94 flammability rating	V-2	Component	Relay baseplate	UL94 flammability rating	V-0	Component	Relay status indicator	UL94 flammability rating	HB	Component	Relay test button	UL94 flammability rating	HB
Component	Housing																																
UL94 flammability rating	V-2																																
Component	Pusher																																
UL94 flammability rating	HB																																
Component	Mounting foot																																
UL94 flammability rating	HB																																
Component	Retaining clip																																
UL94 flammability rating	HB																																
Component	Relay cover																																
UL94 flammability rating	V-2																																
Component	Relay baseplate																																
UL94 flammability rating	V-0																																
Component	Relay status indicator																																
UL94 flammability rating	HB																																
Component	Relay test button																																
UL94 flammability rating	HB																																

Creation date April 20, 2022 7:43:33 AM CEST

DRMKITP 24VDC 2CO LD

Weidmüller Interface GmbH & Co. KG

Klingenbergstraße 26

D-32758 Detmold

Germany

www.weidmueller.com

Technical data

Insulation coordination

Rated voltage	250 V	Pollution severity	2
Surge voltage category	III	Insulating material group	C
Clearance and creepage distances for control side - load side	≥ 5.5 mm	Dielectric strength for control side - load side	1.8 kV _{eff} / 1 min.
Dielectric strength of neighbouring contacts	1 kV _{eff} / 1 min	Dielectric strength of open contact	1 kV _{eff} / 1 min
Protection degree	IP20		

Further details of approvals / standards

Certificate no. (cURus) relay	E312083	Certificate no. (cURus) base	E355547
-------------------------------	---------	------------------------------	---------

Connection data

Wire connection method	PUSH IN	Stripping length, rated connection	10 mm
Clamping range, rated connection	1.5 mm ²	Clamping range, min.	0.14 mm ²
Clamping range, max.	1.5 mm ²	Wire connection cross section AWG, min.	AWG 26
Wire connection cross section AWG, max.	AWG 16	Wire cross-section, solid, min.	0.14 mm ²
Wire cross-section, solid, max.	1.5 mm ²	Wire connection cross section, finely stranded, min.	0.14 mm ²
Wire connection cross section, finely stranded, max.	1.5 mm ²	Wire connection cross-section, finely stranded with wire-end ferrules DIN 46228/4, min.	0.14 mm ²
Wire connection cross-section, finely stranded with wire-end ferrules DIN 46228/4, max.	1 mm ²	Conductor cross-section, flexible, AEH (DIN 46228-1), min.	0.14 mm ²
Conductor cross-section, flexible, AEH (DIN 46228-1), max.	1.5 mm ²	Blade size	0.4 x 2.5 mm

Classifications

ETIM 6.0	EC001437	ETIM 7.0	EC001437
ETIM 8.0	EC001437	ECLASS 9.0	27-37-16-01
ECLASS 9.1	27-37-16-01	ECLASS 10.0	27-37-16-01
ECLASS 11.0	27-37-16-01		

Approvals

Approvals



ROHS Conform

Downloads

Approval/Certificate/Document of Conformity	EU Konformitätserklärung / EU Declaration of Conformity
Engineering Data	CAD data – STEP
Engineering Data	EPLAN
Catalogues	Catalogues in PDF-format

Creation date April 20, 2022 7:43:33 AM CEST

Catalogue status 08.04.2022 / We reserve the right to make technical changes.

3

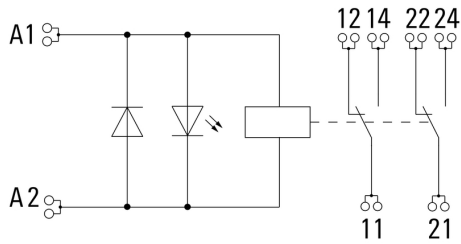
DRMKITP 24VDC 2CO LD

Weidmüller Interface GmbH & Co. KG
 Klingenbergstraße 26
 D-32758 Detmold
 Germany

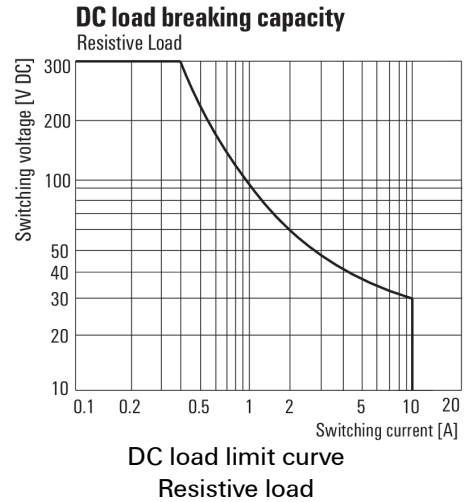
www.weidmueller.com

Drawings

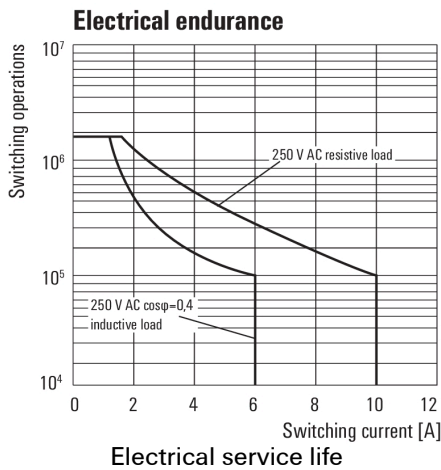
Wiring diagram



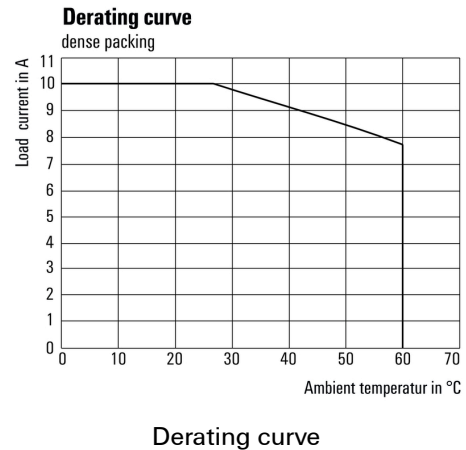
Graph



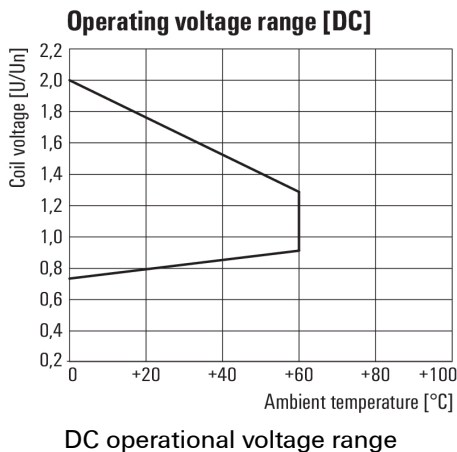
Graph



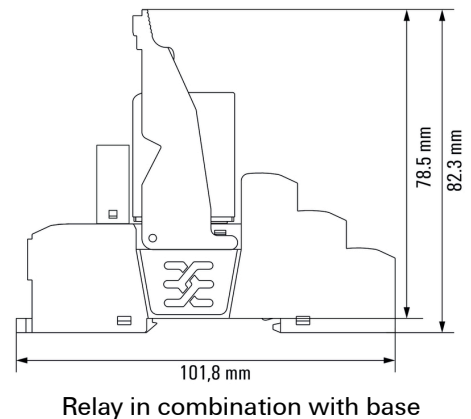
Graph



Graph



Dimensional drawing



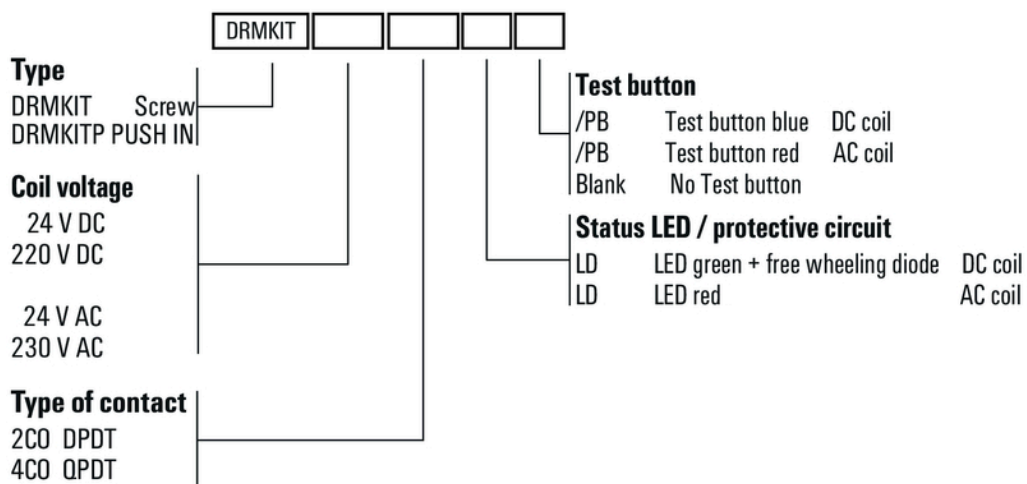
DRMKITP 24VDC 2CO LD

Weidmüller Interface GmbH & Co. KG
 Klingenbergstraße 26
 D-32758 Detmold
 Germany

www.weidmueller.com

Drawings

Miscellaneous



Type codes