

ITS 24-240VUC 1CO M7C

Weidmüller Interface GmbH & Co. KG

Klingenbergstraße 26

D-32758 Detmold

Germany

www.weidmueller.com

Product image



Compact multi-functional timing relay for easy control signal adjustment

With IT-TIMER, Weidmüller's range includes a highly efficient timing relay with multi-voltage input that combines a range of functions with a compact size. It is particularly easy to configure the timer functions thanks to the flat front cover, the easy-to-read LED status indicator and operation with standard tools. IT-TIMER meets the requirements of IEC 618121. It is designed for an operating voltage range from 24 V DC to 48 V DC or 24 V AC to 240 V AC and can therefore be used in a wide variety of applications.

- High level of functionality in a compact size
- Timing functions that are easy to configure using standard tools
- Can be used internationally thanks to compliance with EN 618121
- Seven timing functions for a wide range of applications make the IT-TIMER a smart solution for your application

General ordering data

Version	IT TIMER, Multifunction timing relay, with separate control input, Number of contacts: 1, CO contact, AgNi, Continuous current: 5 A, Screw connection
Order No.	2496190000
Type	ITS 24-240VUC 1CO M7C
GTIN (EAN)	4050118506211
Qty.	1 pc(s).

ITS 24-240VUC 1CO M7C

Weidmüller Interface GmbH & Co. KG

Klingenbergstraße 26

D-32758 Detmold

Germany

www.weidmueller.com

Technical data

Dimensions and weights

Depth	57.9 mm	Depth (inches)	2.28 inch
Height	98 mm	Height (inches)	3.858 inch
Width	17.5 mm	Width (inches)	0.689 inch
Net weight	57 g		

Temperatures

Storage temperature	-40 °C...70 °C	Operating temperature	-25 °C...50 °C
Humidity	25 - 75%, no condensation		

Environmental Product Compliance

REACH SVHC	Lead 7439-92-1
------------	----------------

Control side

Power rating	8 VA @ 230 V AC, 0.4 W at 24 V DC	Status indicator	LED green (U/t): flashes when time runs, lights permanently with supply voltage applied, LED yellow (R): relay closed
Time ranges	0.05 s - 1 s, 0.5 s - 10 s, 3 s - 60 s, 0.5 min - 10 min, 3 min - 1 h, 0.5 h - 10 h	Setting tolerance	5 %
Max. reset time after voltage interruption	100 ms	Basic accuracy	< 1.5 % (of scale-end value)
Min. pulse duration	50 ms	Repeat accuracy	< 0.5 % or ±5 ms

Load side

Rated switching voltage	250 V AC	Continuous current	5 A
Max. switching voltage, AC	250 V	Max. switching voltage, DC	30 V
Min. switching power	10 mA @ 12 V, 100 mA @ 5 V	AC switching capacity (resistive), max.	1250 VA
DC switching capacity (resistive), max.	90 W	Contact type	1 CO contact (AgNi)
Mechanical service life	1 x 10 ⁶ switching cycles		

General data

Design	Installation housing; 1TE	Suitable for front mounting	No
Version	with separate control input	Rail	TS 35
Test button available	No	Mechanical switch position indicator	No
Resistance to vibration EN 61812-1	10 Hz...60 Hz: 0.15 mm, 60 Hz...150 Hz: 2 g		

Insulation coordination

Rated voltage	300 V	Pollution severity	2
Surge voltage category	II	Clearance and creepage distances for control side - load side	≥ 3 mm
Dielectric strength for control side - load side	1.6 kV	Impulse withstand voltage	2.5 kV
Protection degree	IP20		

Creation date April 20, 2022 2:46:54 PM CEST

Catalogue status 08.04.2022 / We reserve the right to make technical changes.

2

ITS 24-240VUC 1CO M7C

Weidmüller Interface GmbH & Co. KG

Klingenbergstraße 26

D-32758 Detmold

Germany

www.weidmueller.com

Technical data

Connection data

Wire connection method	Screw connection	Stripping length, rated connection	7 mm
Tightening torque, max.	0.5 Nm	Clamping range, rated connection	2.5 mm ²
Clamping range, min.	0.25 mm ²	Clamping range, max.	2.5 mm ²
Wire connection cross section AWG, min.	AWG 23	Wire connection cross section AWG, max.	AWG 14
Wire cross-section, solid, min.	0.25 mm ²	Wire cross-section, solid, max.	2.5 mm ²
Wire connection cross section, finely stranded, min.	0.25 mm ²	Wire connection cross section, finely stranded, max.	2.5 mm ²
Wire connection cross-section, finely stranded with wire-end ferrules DIN 46228/4, min.	0.25 mm ²	Wire connection cross-section, finely stranded with wire-end ferrules DIN 46228/4, max.	2.5 mm ²
Conductor cross-section, flexible, AEH (DIN 46228-1), min.	0.25 mm ²	Conductor cross-section, flexible, AEH (DIN 46228-1), max.	2.5 mm ²
Blade size	size PH1		

Classifications

ETIM 6.0	EC001439	ETIM 7.0	EC001439
ETIM 8.0	EC001439	ECLASS 9.0	27-37-16-05
ECLASS 9.1	27-37-16-05	ECLASS 10.0	27-37-16-05
ECLASS 11.0	27-37-16-05		

Approvals

Approvals



ROHS Conform

Downloads

Approval/Certificate/Document of Conformity	EU Konformitätserklärung / EU Declaration of Conformity
Engineering Data	CAD data – STEP
Engineering Data	EPLAN
User Documentation	Beipackzettel / Package Insert – multilingual Beschreibung der Zeitfunktionen – Deutsch Declaration of timing functions – English
Catalogues	Catalogues in PDF-format

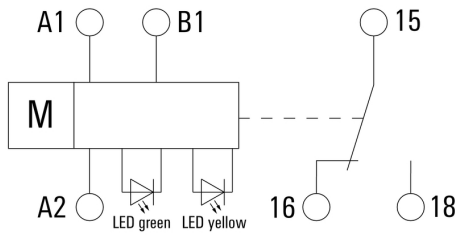
ITS 24-240VUC 1CO M7C

Weidmüller Interface GmbH & Co. KG
 Klingenbergstraße 26
 D-32758 Detmold
 Germany

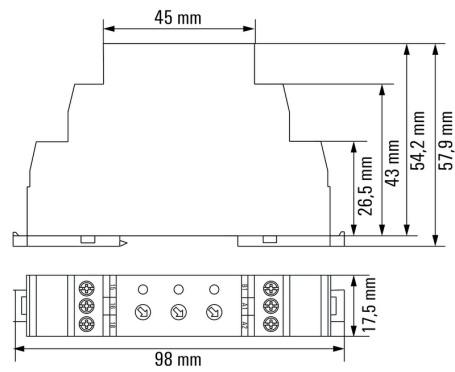
www.weidmueller.com

Drawings

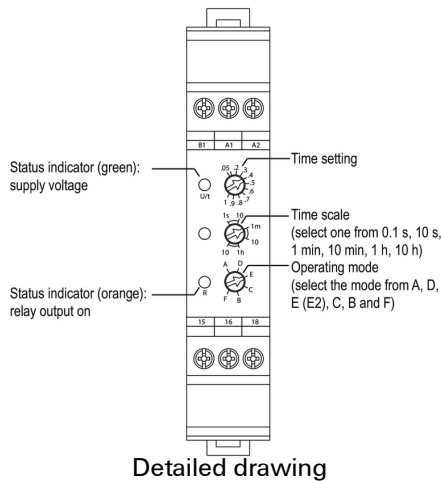
Wiring diagram



Dimensional drawing

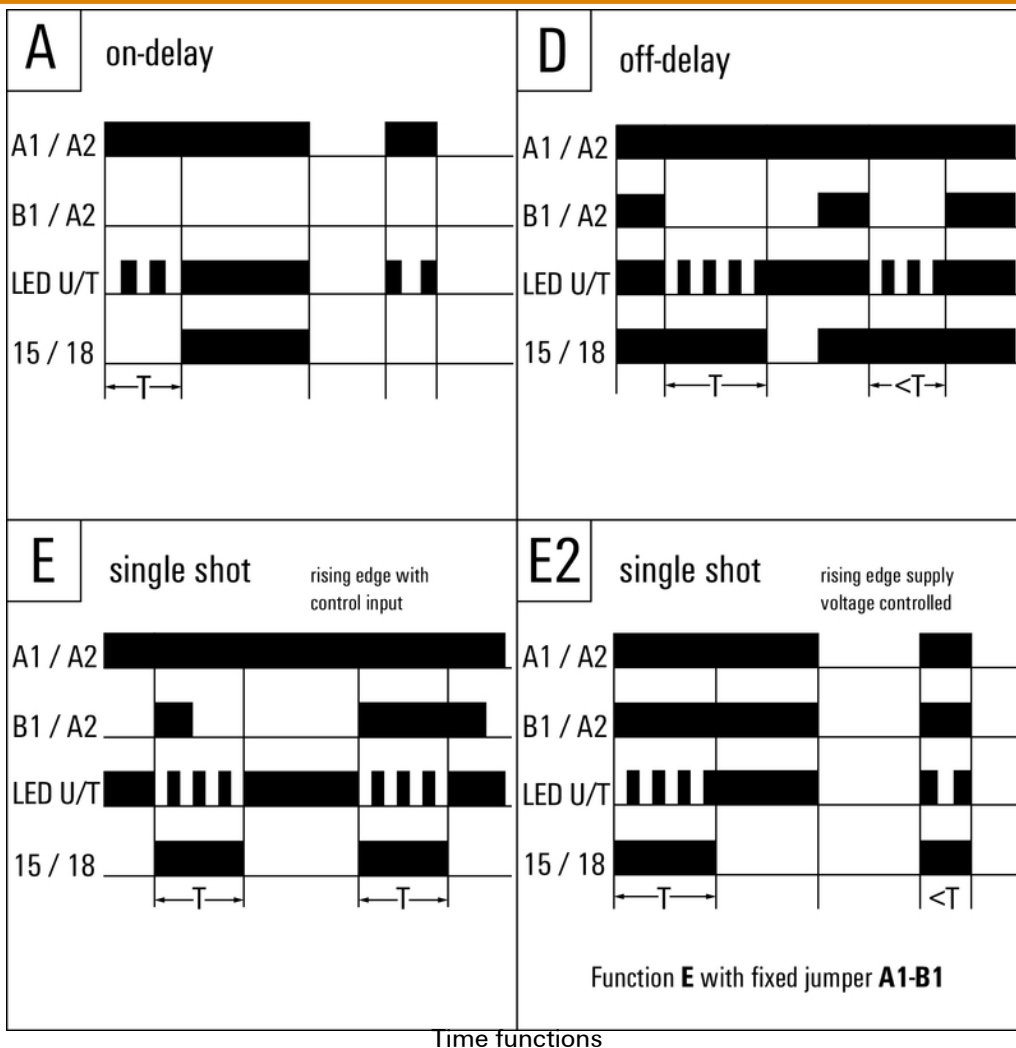


Miscellaneous



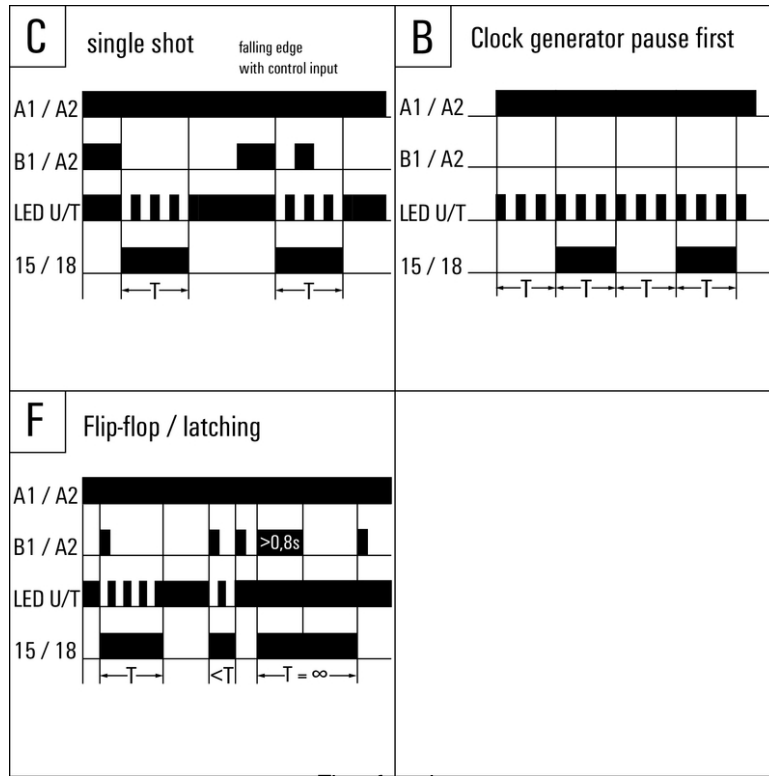
Detailed drawing

Graph

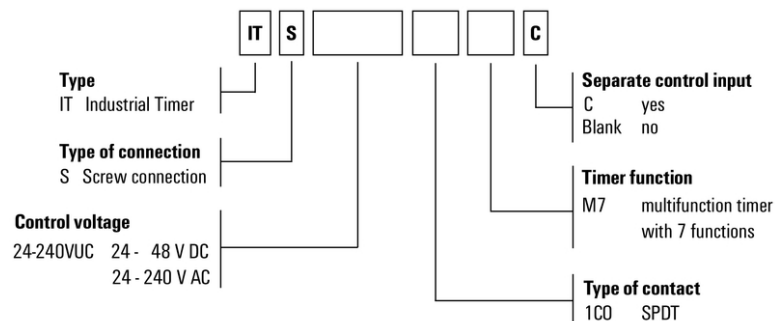


Drawings

Graph



Type codes



Miscellaneous