

Data

Connection data

Pole No.	1
Number of levels	1

Physical data

Solder pin length	4.5 mm
Solder pin diameter	1 mm
Drilled hole diameter with tolerance	1.2 ^(+0.05) mm

Mechanical data

Suitable	for PCBs up to 2 mm thick
----------	---------------------------

Plug-in connection

Contact type (pluggable connector)	Male connector/plug
Connector (connection type)	for PCB

Subject to changes. Please also observe the further product documentation!

PCB contact

PCB Contact	THT
-------------	-----

Material data

Color	silver-colored
Weight	0.1 g

Commercial data

Packaging type	bag
Country of origin	DE
GTIN	4044918886017
Customs tariff number	85369010000

Counterpart



Item no.252-103

2-conductor female connector; for individual solder pins; push-button; 0.8 mm Ø; Pin spacing 3.5 mm; 3-pole; 0,50 mm²; gray

www.wago.com/252-103



Item no.252-104

2-conductor female connector; for individual solder pins; push-button; 0.8 mm Ø; Pin spacing 3.5 mm; 4-pole; 0,50 mm²; gray

www.wago.com/252-104



Item no.252-102

2-conductor female connector; for individual solder pins; push-button; 0.8 mm Ø; Pin spacing 3.5 mm; 2-pole; 0,50 mm²; gray

www.wago.com/252-102



Item no.252-105

2-conductor female connector; for individual solder pins; push-button; 0.8 mm Ø; Pin spacing 3.5 mm; 5-pole; 0,50 mm²; gray

www.wago.com/252-105



Item no.252-107

2-conductor female connector; for individual solder pins; push-button; 0.8 mm Ø; Pin spacing 3.5 mm; 7-pole; 0,50 mm²; gray

www.wago.com/252-107



Item no.252-106

2-conductor female connector; for individual solder pins; push-button; 0.8 mm Ø; Pin spacing 3.5 mm; 6-pole; 0,50 mm²; gray

www.wago.com/252-106



Item no.252-108

2-conductor female connector; for individual solder pins; push-button; 0.8 mm Ø; Pin spacing 3.5 mm; 8-pole; 0,50 mm²; gray

www.wago.com/252-108

Item no.252-109

Subject to changes. Please also observe the further product documentation!

WAGO Kontakttechnik GmbH & Co. KG

Hansastr. 27










32423 Minden

Phone: +49571 887-0 | Fax: +49571 887-169

Email: info.de@wago.com | Web: www.wago.com

Do you have any questions about our products?

We are always happy to take your call at +49 (571) 887-44222.

	2-conductor female connector; for individual solder pins; push-button; 0.8 mm Ø; Pin spacing 3.5 mm; 9-pole; 0,50 mm ² ; gray	www.wago.com/252-109
	Item no.252-110 2-conductor female connector; for individual solder pins; push-button; 0.8 mm Ø; Pin spacing 3.5 mm; 10-pole; 0,50 mm ² ; gray	www.wago.com/252-110
	Item no.252-303 2-conductor female connector; push-button; 0.8 mm Ø; Pin spacing 3.5 mm; 3-pole; 0,50 mm ² ; gray	www.wago.com/252-303
	Item no.252-302 2-conductor female connector; push-button; 0.8 mm Ø; Pin spacing 3.5 mm; 2-pole; 0,50 mm ² ; gray	www.wago.com/252-302
	Item no.252-304 2-conductor female connector; push-button; 0.8 mm Ø; Pin spacing 3.5 mm; 4-pole; 0,50 mm ² ; gray	www.wago.com/252-304
	Item no.252-305 2-conductor female connector; push-button; 0.8 mm Ø; Pin spacing 3.5 mm; 5-pole; 0,50 mm ² ; gray	www.wago.com/252-305
	Item no.252-307 2-conductor female connector; push-button; 0.8 mm Ø; Pin spacing 3.5 mm; 7-pole; 0,50 mm ² ; gray	www.wago.com/252-307
	Item no.252-306 2-conductor female connector; push-button; 0.8 mm Ø; Pin spacing 3.5 mm; 6-pole; 0,50 mm ² ; gray	www.wago.com/252-306
	Item no.252-310 2-conductor female connector; push-button; 0.8 mm Ø; Pin spacing 3.5 mm; 10-pole; 0,50 mm ² ; gray	www.wago.com/252-310
	Item no.252-309 2-conductor female connector; push-button; 0.8 mm Ø; Pin spacing 3.5 mm; 9-pole; 0,50 mm ² ; gray	www.wago.com/252-309
	Item no.252-308 2-conductor female connector; push-button; 0.8 mm Ø; Pin spacing 3.5 mm; 8-pole; 0,50 mm ² ; gray	www.wago.com/252-308

Downloads

Documentation

Additional Information

Technical explanations	3 Apr 2019	pdf 2.0 MB	Download
------------------------	------------	---------------	----------

Subject to changes. Please also observe the further product documentation!

WAGO Kontakttechnik GmbH & Co. KG
 Hansastr. 27
 32423 Minden
 Phone: +49571 887-0 | Fax: +49571 887-169
 Email: info.de@wago.com | Web: www.wago.com

Do you have any questions about our products?
 We are always happy to take your call at +49 (571) 887-44222.



CAD/CAE-Data

CAD data

2D/3D Models 243-131	URL	Download
----------------------	---------------------	--------------------------

PCB Design

Symbol and Footprint 243-131	URL	Download
------------------------------	---------------------	--------------------------

CAX data for your PCB design, consisting of "schematic symbols and PCB footprints", allow easy integration of the WAGO component into your development environment.

Supported formats:

- Accel EDA 14 & 15
- Altium 6 to current version
- Cadence Allegro
- DesignSpark
- Eagle Libraries
- KiCad
- Mentor Graphics BoardStation
- Mentor Graphics Design Architect
- Mentor Graphics Design Expedition 99 and 2000
- OrCAD 9.X PCB and Capture
- PADS PowerPCB 3, 3.5, 4.X, and 5.X
- PADS PowerPCB and PowerLogic 3.0
- PCAD 2000, 2001, 2002, 2004, and 2006
- Pulsonix 8.5 or newer
- STL
- 3D STEP
- TARGET 3001!
- View Logic ViewDraw
- Quadcept
- Zuken CadStar 3 and 4
- Zuken CR-5000 and CR-8000

PCB Component Libraries (EDA), PCB CAD Library Ultra Librarian

CAE data

ZUKEN Portal 243-131	URL	Download
----------------------	---------------------	--------------------------

Subject to changes. Please also observe the further product documentation!

WAGO Kontakttechnik GmbH & Co. KG
Hansastr. 27
32423 Minden
Phone: +49571 887-0 | Fax: +49571 887-169
Email: info.de@wago.com | Web: www.wago.com

Do you have any questions about our products?
We are always happy to take your call at +49 (571) 887-44222.



Environmental Product Compliance

Compliance Search

Environmental Product Compliance 243-131

URL

Download

THT pin; silver-colored

Installation Notes

Subject to changes. Please also observe the further product documentation!