

Mounting base housing - ICS25-B77X75-O-7035 - 2203876

Please be informed that the data shown in this PDF Document is generated from our Online Catalog. Please find the complete data in the user's documentation. Our General Terms of Use for Downloads are valid (<http://phoenixcontact.com/download>)




DIN rail housing, Lower part, without vents, width: 25 mm, Cross connection: without bus connector, color: light gray (7035)

Your advantages

- Flexible use, thanks to the modular system and unique modularity in the connection technology
- Standardized connections such as RJ45, USB, D-SUB, and antenna sockets as integrative components
- Optimal space utilization, as well as adaptability of design, colors, and printing
- 8-pos. DIN rail connectors for easy module-to-module communication



Key Commercial Data

Packing unit	10 pc
Minimum order quantity	10 pc
GTIN	 4 055626 465517
GTIN	4055626465517
Weight per Piece (excluding packing)	30.490 g
Custom tariff number	85389099
Country of origin	Germany

Technical data

Item properties

Brief article description	Mounting base housing
Type	ICS25-B77X75-O-7035
Order No.	2203876
Housing type	DIN rail housing
Type	Lower part
Max. IP code to attain	IP20
Mounting type	DIN rail mounting
Number of levels	3

Mounting base housing - ICS25-B77X75-O-7035 - 2203876

Technical data

Item properties

Ventilation openings present	no
Max. number of positions	24 (pitch: 5 mm)

Dimensions

Width [w]	25 mm
Height [h]	77 mm
Depth from top edge of DIN rail [d]	75 mm
Dimensions	25 mm x 77 mm x 87 mm (Lower housing part with upper housing part)

Material data

Color (RAL)	light gray (7035)
Flammability rating according to UL 94	V0
Housing material	Polyamide

Ambient conditions

Ambient temperature (storage/transport)	-40 °C ... 55 °C
Ambient temperature (assembly)	-5 °C ... 100 °C
Ambient temperature (operation)	-40 °C ... 105 °C (depending on power dissipation)
Relative humidity (storage/transport)	80 %

PCB data

Number of PCB holders	2
Mounting position	Vertical (horizontal DIN rail)
Type of PCB mount	Latching

Power dissipation, single housing at 20 °C

Ambient temperature	20 °C
Reduction factor	1
Mounting position	vertical
Power dissipation	15 W

Power dissipation, single housing at 30 °C

Ambient temperature	30 °C
Reduction factor	0.81
Mounting position	vertical
Power dissipation	12 W

Power dissipation, single housing at 40 °C

Ambient temperature	40 °C
Reduction factor	0.67
Mounting position	vertical
Power dissipation	10 W

Power dissipation, single housing at 50 °C

Ambient temperature	50 °C
---------------------	-------

Mounting base housing - ICS25-B77X75-O-7035 - 2203876

Technical data

Power dissipation, single housing at 50 °C

Reduction factor	0.53
Mounting position	vertical
Power dissipation	8 W

Power dissipation, single housing at 60 °C

Ambient temperature	60 °C
Reduction factor	0.41
Mounting position	vertical
Power dissipation	6.1 W

Mechanical strength/tumbling barrel

Height of fall	50 cm
Number of drop cycles	50

Vibration test

Specification	IEC 60068-2-6:2007-12
Frequency	10 - 150 - 10 Hz
Sweep speed	1 octave/min
Amplitude	0.15 mm (10 - 58.1 Hz)
Acceleration	2g (58.1 - 150 Hz)
Test duration per axis	2.5 h
Test directions	X-, Y- and Z-axis

Shock

Specification	IEC 60068-2-27:2008-02
Pulse shape	Semi-sinusoidal
Acceleration	15g
Shock duration	11 ms
Number of shocks per direction	3
Test directions	X-, Y- and Z-axis (pos. and neg.)

Thermostability (Ball Thrust Test)

Specification	IEC 60695-10-2:2014-02
Temperature	125 °C
Test duration	1 h
Force	20

Test for assessing the risk of fire (glow wire)

Specification	IEC 60695-2-11:2014-02
Temperature	850 °C
Time of exposure	30 s

Test for substances that would hinder coating with paint or varnish

Specification	VW PV 3.10.7:2005-02
---------------	----------------------

Mounting base housing - ICS25-B77X75-O-7035 - 2203876

Technical data

Degrees of protection provided by housings (IP code)

Specification	IEC 60529:1989-11 + AMD 1:1999-11 + AMD 2:2013-08
Result, degree of protection, IP code	IP20

Packaging information

Type of packaging	packed in cardboard
Pieces per package	10
Denomination packing units	Pcs.
Outer packaging type	Carton

Standards and regulations

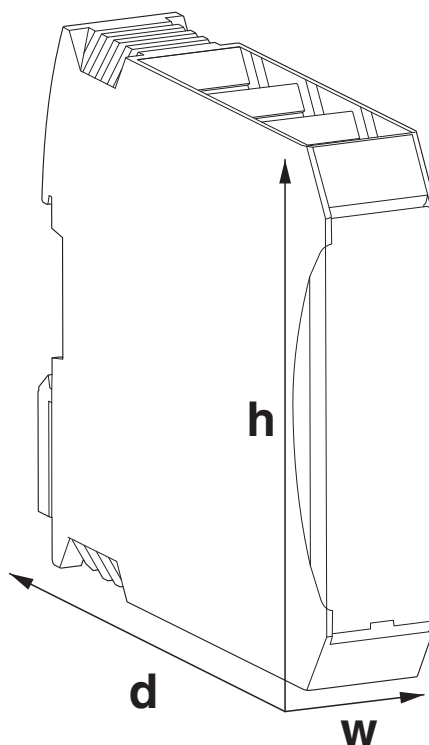
Flammability rating according to UL 94	V0
--	----

Environmental Product Compliance

China RoHS	Environmentally friendly use period: unlimited = EFUP-e
	No hazardous substances above threshold values

Drawings

Dimensional drawing



Mounting base housing - ICS25-B77X75-O-7035 - 2203876

Classifications

eCl@ss

eCl@ss 5.1	27180505
eCl@ss 6.0	27180800
eCl@ss 7.0	27182702
eCl@ss 8.0	27182702
eCl@ss 9.0	27182702

ETIM

ETIM 5.0	EC001031
ETIM 6.0	EC001031

Approvals


Approvals

Approvals

UL Recognized

Ex Approvals

Approval details

UL Recognized		http://database.ul.com/cgi-bin/XYV/template/LISEXT/1FRAME/index.htm	FILE E 240868
---------------	---	---	---------------

Accessories

Accessories

Component housing upper part

Upper part of housing - ICS25-C77X12-7035 - 1019703

Component housing, width: 25 mm ,closed, , Upper part



Mounting base housing - ICS25-B77X75-O-7035 - 2203876

Accessories

Upper part of housing - ICS25-TL77X12-7035 - 1019570

Component housing, width: 25 mm ,With transparent hinged cover, , Upper part



Connection plate

Connection plate - ICS25-F22S-7035 - 2203890



ICS-Filler, closed, color: light gray, width: 25 mm

Connection plate - ICS25-F45S-7035 - 2203891



ICS-Filler, closed, color: light gray, width: 25 mm

Connection plate - ICS25-F22V-7035 C-SAMPLE - 1079495



Component housing, Filler, with vents, color: light gray, width: 25 mm

Connection plate - ICS25-F45V-7035 - 1079492

Component housing, Filler, with vents, color: light gray, width: 25 mm

Connection plate - ICS25-F22J-7035 - 2203895



ICS-Filler, with RJ45 function cutout, color: light gray, width: 25 mm

Mounting base housing - ICS25-B77X75-O-7035 - 2203876

Accessories

Connection plate - ICS25-F22U-7035 - 1053046



ICS-Filler, with USB function cutout, color: light gray, width: 25 mm

Connection plate - ICS25-F22A-7035 - 2203894



ICS-Filler, with antenna function cutout, color: light gray, width: 25 mm

Connection plate - ICS25-F45D15-7035 - 2203896



ICS-Filler, With D-SUB 15 function cutout, color: light gray, width: 25 mm

DIN rail connector

DIN rail bus connectors - TBUS8-25,0-PPPPPPPP-7035 - 2202891



DIN rail connector, number of positions: 8, pitch: 2.54 mm, color: light gray, 8 parallel contacts

DIN rail bus connectors - TBUS8-25,0-PPPPPPPS-7035 - 2202890



DIN rail connector, number of positions: 8, pitch: 2.54 mm, color: light gray, 7 parallel contacts/1 series contact

Mounting base housing - ICS25-B77X75-O-7035 - 2203876

Accessories

DIN rail bus connectors - TBUS8-25,0-PPPPPPSS-7035 - 2202895



DIN rail connector, number of positions: 8, pitch: 2.54 mm, color: light gray, 6 parallel contacts/2 series contacts

PCB headers

Feed-through header - ICC25-H/4L5,0-7035 - 2203902



PCB headers, number of positions: 4, pitch: 5 mm, color: light gray, Product with pin output on left side

Feed-through header - ICC25-H/4R5,0-7035 - 2203903



PCB headers, number of positions: 4, pitch: 5 mm, color: light gray, Product with pin output on right side

PCB plug

Printed-circuit board connector - PSPT 2,5/ 4-ST KMGY - 2202344



PCB connector, number of positions: 4, pitch: 5 mm, color: light gray

Printed-circuit board connector - MSTBT 2,5 HC/ 4-STP GY7035 - 2200332



PCB connector, number of positions: 4, pitch: 5 mm, color: light gray
