

Data sheet | Item number: 2060-473/998-404

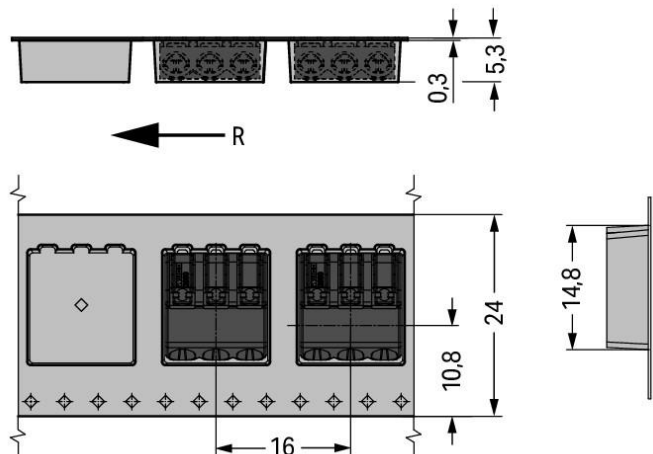
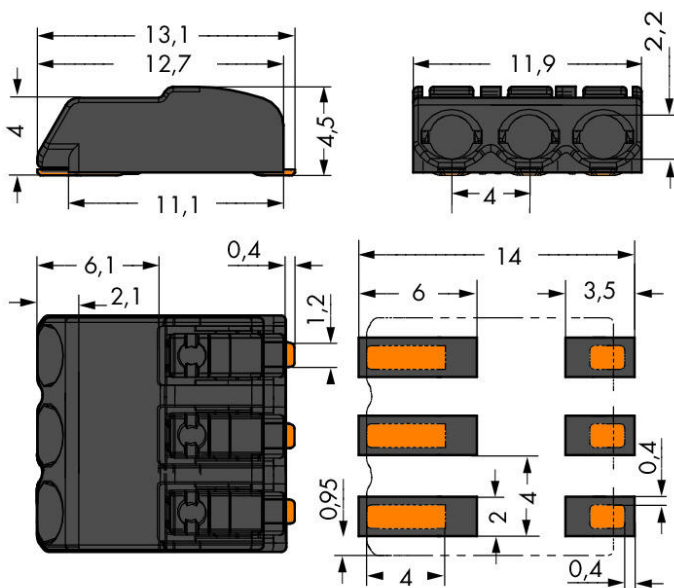
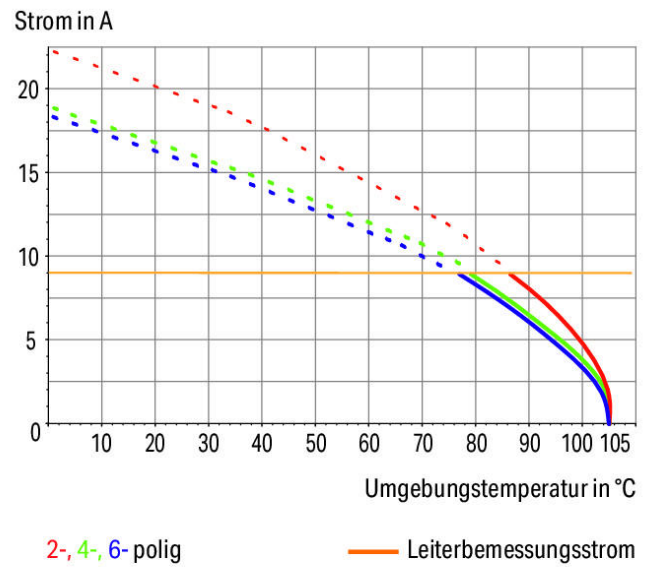
SMD PCB terminal block; Push-button; 0.75 mm²; Pin spacing 4 mm; 3-pole;
Push-in CAGE CLAMP®; in tape-and-reel packaging



www.wago.com/2060-473_998-404



Strombelastbarkeitskurve
Rastermaß 4 mm / Leiterquerschnitt 0,75 mm² „f“
In Anlehnung an: EN 60512-5-2 / Reduktionsfaktor 1



R = Feed direction



Item description

- SMD PCB terminal blocks with Push-in CAGE CLAMP[®] connection and push-buttons
- Height of just 4.5 mm minimizes on-board LED shadowing
- Available in tape-and-reel packaging for automated assembly

Note:

Application note:

Suitable for lead-free, reflow-soldering profiles per DIN EN 61760-1 and IEC 60068-2-58 up to max. 260 °C peak temperature. Due to customer-specific variables (e.g., component configuration and orientation, type of soldering machine, solder paste), trial runs are recommended to ensure product and process compatibility under actual manufacturing conditions.

Recommendation:

Recommendation for SMD stencil:

Material thickness, 150 µm. Pattern layout identical to solder pad layout.

Data

Electrical data

Ratings per IEC/EN 60664-1

Rated voltage (III / 3)	63 V
Rated impulse voltage (III / 3)	2.5 kV
Rated voltage (III/2)	160 V
Rated impulse voltage (III / 2)	2.5 kV
Rated voltage (II / 2)	320 V
Rated impulse voltage (II / 2)	2.5 kV
Rated current	9 A
Legend (ratings)	(III / 2) $\hat{=}$ Overvoltage category III / Pollution degree 2

Connection data

Connection technology	Push-in CAGE CLAMP [®]
Actuation type	Push-button
Solid conductor	0.2 ... 0.75 mm ² / 24 ... 18 AWG
Fine-stranded conductor	0.2 ... 0.75 mm ² / 24 ... 18 AWG
Fine-stranded conductor with ferrule with plastic collar	0.25 ... 0.34 mm ²
Fine-stranded conductor with ferrule without plastic collar	0.25 ... 0.34 mm ²
Strip length	7 ... 9 mm / 0.28 ... 0.35 Inch
Conductor entry angle to the PCB	0°
No. of poles	3
Total number of connection points	3
Total number of potentials	3
Number of connection types	1
Number of levels	1

Geometrical Data

Pin spacing	4 mm (0.157 in)
Width	11.9 mm / 0.469 in
Height	4.5 mm / 0.177 in
Depth	13.1 mm / 0.516 in
Reel diameter of tape-and-reel packaging	330 mm
Tape width	24 mm

PCB contact

PCB contact	SMD
-------------	-----

Material Data

Color	black
Material group	I
Insulating material	Polyphthalamide (PPA GF)
Flammability class per UL94	V0
Contact material	Copper alloy
Contact plating	tin-plated
Weight	0.769 g



Environmental Requirements

Limit temperature range	-60 ... 105 °C
-------------------------	----------------

Commercial data


Packaging type	Karton
Country of origin	CH
GTIN	4055143251174
Customs Tariff No.	85369010000

Country specific Approvals

Logo	Approval	Certificate name
	CCA DEKRA Certification B.V.	2193943.01
	CCA DEKRA Certification B.V.	NTR NL-7419



UL-Approvals

Logo	Approval	Certificate name
	cURus Underwriters Laboratories Inc.	E45171

Subject to changes.

WAGO Kontakttechnik GmbH & Co. KG
Hansastr. 27
32423 Minden
Phone: +49571 887-0 | Fax: +49571 887-169
Email: info.de@wago.com | Web: www.wago.com

Do you have any questions about our products?
We are always happy to take your call at +49 (571) 887-44222.