

204500-1 ✓ ACTIVE

AMPLIMITE

TE Internal #: 204500-1

Box Mount D-Sub Connectors, Receptacle, Cable-to-Cable, 15
Position, Size 1, Socket, Size 22, .09 in [2.29 mm] Centerline, Wire &
Cable, Signal

[View on TE.com >](#)



Connectors > D-Shaped Connectors > D-Sub Connectors > Box Mount D-Sub Connectors



Connector & Housing Type: **Receptacle**

Connector System: **Cable-to-Cable**

Number of Positions: **15**

Power/Signal/Coax Combination: **No**

D-Sub Shell Size: **1**

Features

Product Type Features

| | |
|-----------------------------------|----------------|
| Product Type | Connector |
| Connector & Housing Type | Receptacle |
| Connector System | Cable-to-Cable |
| D-Sub Shell Size | 1 |
| Sealable | No |
| Connector & Contact Terminates To | Wire & Cable |
| Blindmate | No |

Configuration Features

| | |
|-------------------------------|----|
| Number of Positions | 15 |
| Power/Signal/Coax Combination | No |

Body Features

| | |
|-------------------------|-----------------|
| Retention Clip Material | Stainless Steel |
| Shell Plating Material | Cadmium |
| Shell Material | Steel |
| Non-Magnetic | No |

Contact Features

| | |
|--------------------|--------|
| Contact Type | Socket |
| D-Sub Contact Size | 22 |



| | |
|------------------------------|-----|
| Contact Current Rating (Max) | 5 A |
|------------------------------|-----|

Mechanical Attachment

| | |
|------------------------|-----------------|
| Mounting Hole Diameter | 3.05 mm[.12 in] |
|------------------------|-----------------|

Housing Features

| | |
|--------------------|-----------------|
| Centerline (Pitch) | 2.29 mm[.09 in] |
|--------------------|-----------------|

Usage Conditions

| | |
|-----------------------------|----------------------------|
| Operating Temperature Range | -55 – 125 °C[-67 – 257 °F] |
|-----------------------------|----------------------------|

Operation/Application

| | |
|----------------------|----|
| ULTRA-LITE Connector | No |
|----------------------|----|

| | |
|---------------------|--------|
| Circuit Application | Signal |
|---------------------|--------|

Industry Standards

| | |
|--------------------|----|
| NASA Qualification | No |
|--------------------|----|

Packaging Features

| | |
|------------------|--------|
| Packaging Method | Carton |
|------------------|--------|

Other

| | |
|---------|--|
| Comment | "F" is stamped on connectors following M24308 part number as required. "F" designates cadmium shell plating., Size 22 sockets supplied with receptacles are loose piece. |
|---------|--|

Product Compliance

[For compliance documentation, visit the product page on TE.com>](#)

| | |
|------------------------------|---------------|
| EU RoHS Directive 2011/65/EU | Not Compliant |
|------------------------------|---------------|

| | |
|-----------------------------|---------------|
| EU ELV Directive 2000/53/EC | Not Compliant |
|-----------------------------|---------------|

| | |
|---|--------------------------------------|
| China RoHS 2 Directive MIIT Order No 32, 2016 | Restricted Materials Above Threshold |
|---|--------------------------------------|

| | |
|--|--|
| EU REACH Regulation (EC) No. 1907/2006 | <p>Current ECHA Candidate List: JAN 2022 (223)</p> <p>Candidate List Declared Against: JAN 2022 (223)</p> <p>SVHC > Threshold:</p> <p>Cd (1.5% in shells)</p> <p>Article Safe Usage Statements: Use personal protective equipment as required. Do not eat, drink or smoke when using this product. Recycle if possible and dispose of the article by following all applicable governmental regulations relevant to your geographic location.</p> |
|--|--|

| | |
|-----------------|--------------------------------------|
| Halogen Content | Not Yet Reviewed for halogen content |
|-----------------|--------------------------------------|

| | |
|---------------------------|------------------------------|
| Solder Process Capability | Wave solder capable to 265°C |
|---------------------------|------------------------------|

Product Compliance Disclaimer

This information is provided based on reasonable inquiry of our suppliers and represents our current actual knowledge based on the information they provided. This information is subject to change. The part numbers that TE has identified as EU RoHS compliant have a maximum concentration of 0.1% by weight in homogenous materials for lead, hexavalent chromium, mercury, PBB, PBDE, DBP, BBP, DEHP, DIBP, and 0.01% for cadmium, or qualify for an exemption to these limits as defined in the Annexes of Directive 2011/65/EU (RoHS2). Finished electrical and electronic equipment products will be CE marked as required by Directive 2011/65/EU. Components may not be CE marked. Additionally, the part numbers that TE has identified as EU ELV compliant have a maximum concentration of 0.1% by weight in homogenous materials for lead, hexavalent chromium, and mercury, and 0.01% for cadmium, or qualify for an exemption to these limits as defined in the Annexes of Directive 2000/53/EC (ELV). Regarding the REACH Regulation, the information TE provides on SVHC in articles for this part number is based on the latest European Chemicals Agency (ECHA) 'Guidance on requirements for substances in articles' posted at this URL: <https://echa.europa.eu/guidance-documents/guidance-on-reach>

Customers Also Bought



TE Part #204501-1
AMPLIMITE,ASY,PLUG,STD,90,1



TE Part #204505-1
AMPLIMITE,ASY,PLUG,STD,90,3



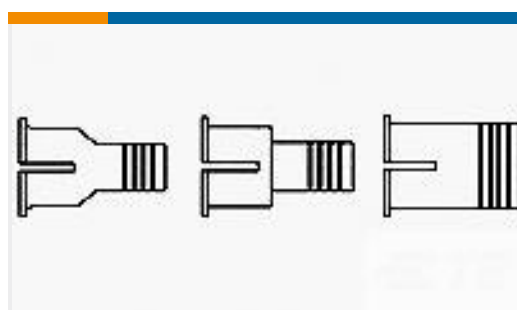
TE Part #204503-1
AMPLIMITE,ASY,PLUG,STD,90,2



TE Part #204508-1
RECEPT ASSY,78 POSN,AMPLIMITE



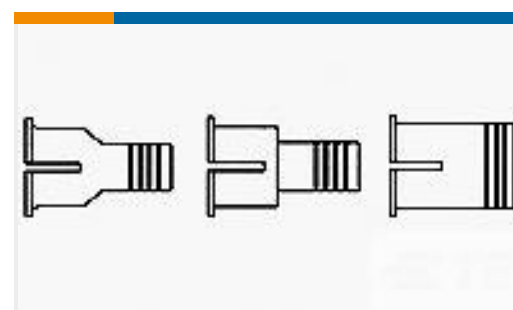
TE Part #204509-1
AMPLIMITE,ASY,PLUG,STD,90,5



TE Part #6-745129-9
SHLDING FERRULE,PLTD,BULK PKG




TE Part #204507-1
AMPLIMITE,ASY,PLUG,STD,90,4



TE Part #7-745129-0
SHLDING FERRULE,PLTD,BULK PKG



TE Part #4-745130-0
SHLDING FERRULE,PLTD,BULK PKG



TE Part #3-745130-8
SHLDING FERRULE,PLTD,BULK PKG

Documents

Product Drawings

RECEPT ASSY,SZ 1,AMPLIMITE

English

CAD Files



3D PDF

3D

Customer View Model

[ENG_CVM_CVM_204500-1_AG.2d_dxf.zip](#)

English

Customer View Model

[ENG_CVM_CVM_204500-1_AG.3d_igs.zip](#)

English

Customer View Model

[ENG_CVM_CVM_204500-1_AG.3d_stp.zip](#)

English

By downloading the CAD file I accept and agree to the [Terms and Conditions](#) of use.

Datasheets & Catalog Pages

[1308940_Sec8_amplimite](#)

English

Instruction Sheets

[Instruction Sheet \(U.S.\)](#)

English

Agency Approvals

[UL Report](#)

English