

1825059-1 ✓ ACTIVE

[Alcoswitch](#) | [Alcoswitch DIP](#), [Alcoswitch DIP ADF](#)

TE Internal #: 1825059-1

Alcoswitch DIP, DIP & SIP Switches, Switch, Gold Flash, Black Housing, Polyphenylene Sulfide (PPS), Auto-Insertable, 2 Switch, -30 – 85 °C, DIP

[View on TE.com >](#)



Relays, Contactors & Switches > Switches > DIP & SIP Switches



DIP & SIP Switch Product Type: **Switch**

DIP & SIP Switch Contact Mating Area Plating Material: **Gold Flash**

DIP & SIP Switch Housing Color: **Black**

DIP & SIP Switch Housing Material: **Polyphenylene Sulfide (PPS)**

Auto-Insertable: **Yes**

Features

Product Type Features

DIP & SIP Switch Product Type	Switch
Sealed DIP & SIP Switch	No
DIP & SIP Switch Type	DIP
Actuator Style	Flush, Slide

Configuration Features

Number of Positions	2
Number of Switches	2
Configuration (Pole-Throw)	Single Pole - Single Throw

Electrical Characteristics

DIP & SIP Switch Voltage Rating	5 VDC
---------------------------------	-------

Body Features

Actuator Color	White
----------------	-------

Contact Features

	1.2 µin
Solder Tail Contact Plating	Nickel
DIP & SIP Switch Contact Mating Area Plating Material	Gold Flash
Auto-Insertable	Yes
DIP & SIP Switch Contact Current Rating	1 A



Contact Base Material	Copper Alloy
-----------------------	--------------

Termination Features

Termination Style	Outside L
-------------------	-----------

Mechanical Attachment

DIP & SIP Switch Mounting Type	Surface Mount
--------------------------------	---------------

Housing Features

DIP & SIP Switch Housing Color	Black
--------------------------------	-------

DIP & SIP Switch Housing Material	Polyphenylene Sulfide (PPS)
-----------------------------------	-----------------------------

DIP & SIP Switch Centerline	2.54 mm[.1 in]
-----------------------------	----------------

Dimensions

Length	7.06 mm[.278 in]
--------	------------------

Height	3.5 mm[.138 in]
--------	-----------------

Usage Conditions

Operating Temperature Range	-30 – 85 °C
-----------------------------	-------------

Industry Standards

UL Flammability Rating	UL 94V-0
------------------------	----------

Packaging Features

Packaging Method	Tube
------------------	------

Packaging Quantity	60
--------------------	----

Product Compliance

[For compliance documentation, visit the product page on TE.com>](#)

EU RoHS Directive 2011/65/EU	Compliant
------------------------------	-----------

EU ELV Directive 2000/53/EC	Compliant
-----------------------------	-----------

China RoHS 2 Directive MIIT Order No 32, 2016	No Restricted Materials Above Threshold
---	---

EU REACH Regulation (EC) No. 1907/2006	Current ECHA Candidate List: JAN 2022 (223) Candidate List Declared Against: JAN 2022 (223) Does not contain REACH SVHC
--	---

Halogen Content	Not Low Halogen - contains Br or Cl > 900 ppm.
-----------------	--

Solder Process Capability	Reflow solder capable to 260°C
---------------------------	--------------------------------

Product Compliance Disclaimer

This information is provided based on reasonable inquiry of our suppliers and represents our current actual knowledge based on the information they provided. This information is subject to change. The part numbers that TE has identified as EU RoHS compliant have a maximum concentration of 0.1% by weight in homogenous materials for lead, hexavalent chromium, mercury, PBB, PBDE, DBP, BBP, DEHP, DIBP, and 0.01% for cadmium, or qualify for an exemption to these limits as defined in the Annexes of Directive 2011/65/EU (RoHS2). Finished electrical and electronic equipment products will be CE marked as required by Directive 2011/65/EU. Components may not be CE marked. Additionally, the part numbers that TE has identified as EU ELV compliant have a maximum concentration of 0.1% by weight in homogenous materials for lead, hexavalent chromium, and mercury, and 0.01% for cadmium, or qualify for an exemption to these limits as defined in the Annexes of Directive 2000/53/EC (ELV). Regarding the REACH Regulation, the information TE provides on SVHC in articles for this part number is based on the latest European Chemicals Agency (ECHA) 'Guidance on requirements for substances in articles' posted at this URL: <https://echa.europa.eu/guidance-documents/guidance-on-reach>

Compatible Parts



TE Part # 4-1825059-2
ADF08STTR04=DIP S,FLUSH,SMT-GW



TE Part # 1-1825059-8
ADF04STTR04=DIP S,FLUSH,SMT-GW



TE Part # 5-1825059-4
ADF10STTR04=DIP S,FLUSH,SMT-GW




TE Part # 1-1825059-3
ADF04S04=DIP SWT,FLUSH,SMT-GW




TE Part # 6-1825059-3
ADF06STR04


Also in the Series | Alcoswitch DIP



DIP & SIP Switches(291)



Rotary Switches(25)




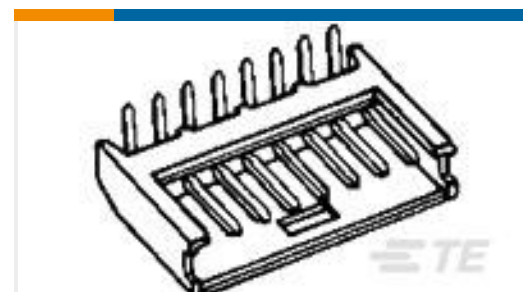
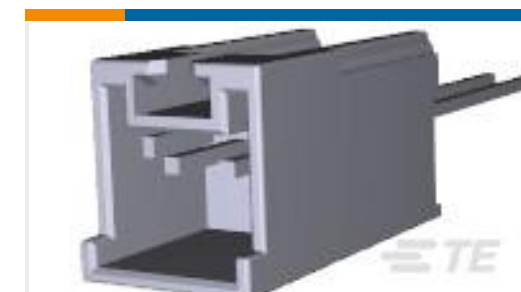
Switch Seals & Accessories(1)

Also in the Series | Alcoswitch DIP ADF



DIP & SIP Switches(78)

Customers Also Bought

TE Part #5749111-1
20 50SR CABLE PLUG ASSYTE Part #2-1376383-3
5MM B-T-W CONN. 3P HDR ASSEMBLTE Part #6-520315-4
TRIOMATE ASY V 14P L=3.556LDFRTE Part #1825008-2
DRD10RAE04=Rot Dip,R/ATE Part #178499-1
UP 3.96 6P TAB HDR NATL TYPE 1TE Part #280523-1
12P MODU II SHRD HDR, RT ANG, TINTE Part #917783-1
2.5 S.D.L POST HDR ASY 5P STDTE Part #917722-4
2.5 S.D.L HDR ASSY 2P H-PROTE Part #2-1614959-8
CPF0805 1M43 0.1% 25PPM 1K RLTE Part #5-1614959-3
CPF0805 1M43 0.1% 25PPM 5K RL

Documents

Product Drawings

[ADF02S04=DIP SWT,FLUSH,SMT-GW](#)

English

CAD Files

[3D PDF](#)

3D

[Customer View Model](#)

[ENG_CVM_CVM_1825059-1_B.2d_dxf.zip](#)



English

Customer View Model

[ENG_CVM_CVM_1825059-1_B.3d_igs.zip](#)

English

Customer View Model

[ENG_CVM_CVM_1825059-1_B.3d_stp.zip](#)

English

By downloading the CAD file I accept and agree to the [Terms and Conditions](#) of use.

Datasheets & Catalog Pages

[SWITCHES_CORE_PROGRAM_CATALOG](#)

English

Product Environmental Compliance

[TE Material Declaration](#)

English