

175411-1 ✓ ACTIVE

Positive Lock | Positive Lock 110

TE Internal #: 175411-1

Positive Lock 110, Quick Disconnects, Receptacle, 24 – 20 AWG

Wire Size, .2 – .51 mm² Wire Size, Mating Tab Width .11 in [2.8 mm],

Straight, Brass

[View on TE.com >](#)



Terminals & Splices > Quick Disconnects



Quick Disconnect Terminal Type: **Receptacle**

Wire Size: .2 – .51 mm²

Mating Tab Width: 2.8 mm [.11 in]

Terminal Orientation: **Straight**

Features

Product Type Features

Terminates To	Wire & Cable
Wire/Cable Type	Regular Wire
Sealable	No

Configuration Features

Connection Capacity	Single
---------------------	--------

Contact Features

Quick Disconnect Terminal Type	Receptacle
Mating Tab Width	2.8 mm [.11 in]
Terminal Orientation	Straight
Contact Base Material	Brass
Terminal Plating Material	Pre-Tin
Crimp Type	F-Crimp
Barrel Type	Open

Mechanical Attachment



Wire Insulation Support	With
-------------------------	------

Dimensions

Accepts Wire Insulation Diameter Range	1.02 – 1.78 mm [.04 – .07 in]
Receptacle Terminal Stock Thickness	.25 mm [.01 in]
Wire Size	.2 – .51 mm ²

Usage Conditions

Insulation Requirement	Uninsulated
Operating Temperature Range	-40 – 110 °C [-40 – 230 °F]

Packaging Features

Packaging Quantity	8000
Packaging Method	Strip/Reel

Product Compliance

[For compliance documentation, visit the product page on TE.com>](#)

EU RoHS Directive 2011/65/EU	Compliant
EU ELV Directive 2000/53/EC	Compliant
China RoHS 2 Directive MIIT Order No 32, 2016	No Restricted Materials Above Threshold
EU REACH Regulation (EC) No. 1907/2006	Current ECHA Candidate List: JAN 2022 (223) Candidate List Declared Against: JAN 2022 (223) Does not contain REACH SVHC
Halogen Content	Low Halogen - Br, Cl, F, I < 900 ppm per homogenous material. Also BFR/CFR/PVC Free
Solder Process Capability	Not applicable for solder process capability

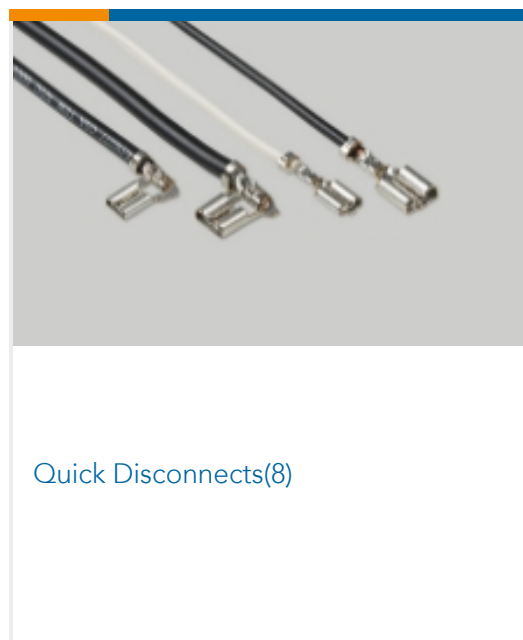
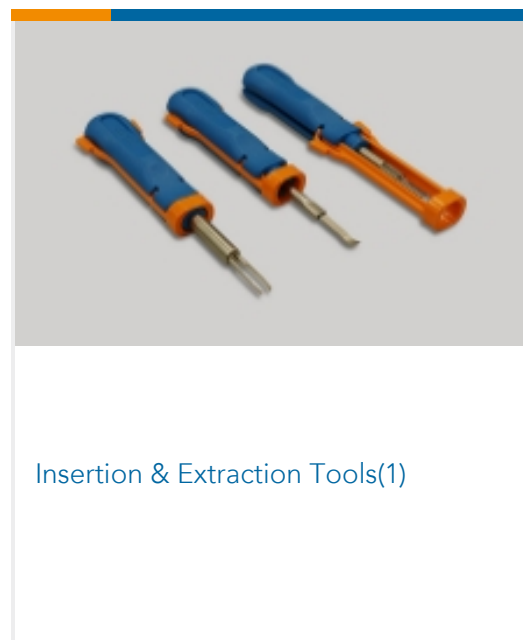
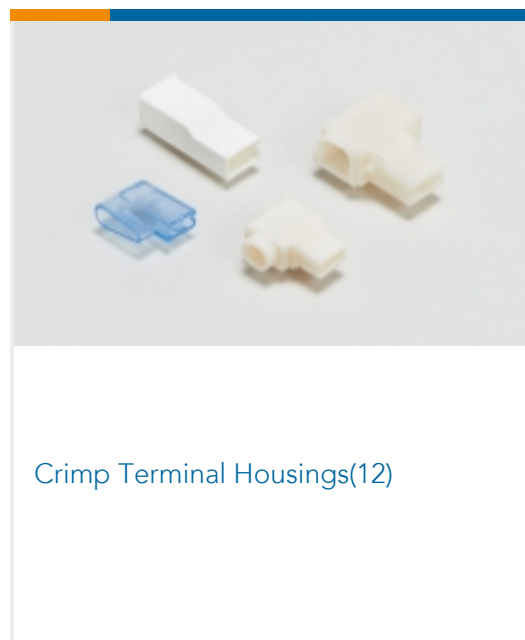
Product Compliance Disclaimer

This information is provided based on reasonable inquiry of our suppliers and represents our current actual knowledge based on the information they provided. This information is subject to change. The part numbers that TE has identified as EU RoHS compliant have a maximum concentration of 0.1% by weight in homogenous materials for lead, hexavalent chromium, mercury, PBB, PBDE, DBP, BBP, DEHP, DIBP, and 0.01% for cadmium, or qualify for an exemption to these limits as defined in the Annexes of Directive 2011/65/EU (RoHS2). Finished electrical and electronic equipment products will be CE marked as required by Directive 2011/65/EU. Components may not be CE marked. Additionally, the part numbers that TE has identified as EU ELV compliant have a maximum concentration of 0.1% by weight in homogenous materials for lead, hexavalent chromium, and mercury, and 0.01% for cadmium, or qualify for an exemption to these limits as defined in the Annexes of Directive 2000/53/EC (ELV). Regarding the REACH Regulation, the information TE provides on SVHC in articles for this part number is based on the latest European Chemicals Agency (ECHA) 'Guidance on requirements for substances in articles' posted at this URL: <https://echa.europa.eu/guidance-documents/guidance-on-reach>

Compatible Parts

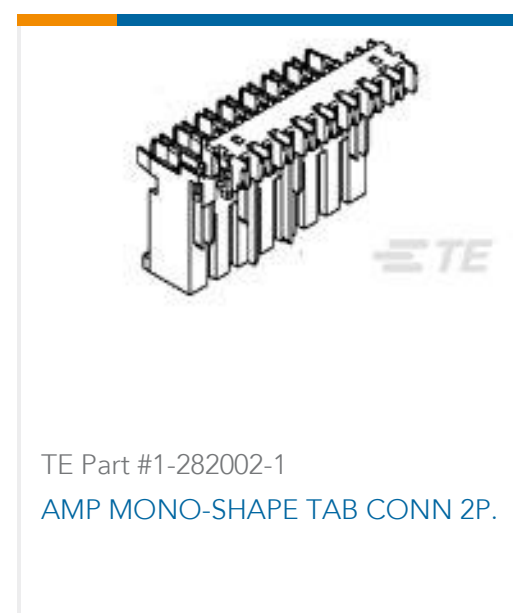



Also in the Series | Positive Lock 110



Customers Also Bought





Documents

Product Drawings

[110 PL REC. 24-20AWG PTBR](#)

English

CAD Files

[3D PDF](#)

3D

Customer View Model

[ENG_CVM_CVM_175411-1_P.2d_dxf.zip](#)

English

Customer View Model

[ENG_CVM_CVM_175411-1_P.3d_igs.zip](#)

English

Customer View Model

[ENG_CVM_CVM_175411-1_P.3d_stp.zip](#)

English

By downloading the CAD file I accept and agree to the [Terms and Conditions](#) of use.

Datasheets & Catalog Pages

[Positive Lock Receptacles](#)

English

[POS_LOCK_MII_QRG](#)

English

Product Specifications

[Application Specification](#)

English

175411-1

Positive Lock 110, Quick Disconnects, Receptacle, 24 – 20 AWG Wire Size, .2 – .51 mm² Wire Size, Mating Tab Width .11 in [2.8 mm], Straight, Brass



[Crimping 110 Series, Positive Lock Contact](#)

English

[Product Environmental Compliance](#)

[MD_175411-1_080220152322_dmtec](#)

English

[MD_175411-1_080220152322_dmtec](#)

English