

1735042-6 ✓ ACTIVE



FPC

TE Internal #: 1735042-6

FPC Connectors, Flex-to-Board, 6 Position, .039 in [1 mm]

Centerline, Non-ZIF, Vertical, Surface Mount, Height 5.6 mm [.22 in], Width 4 mm [.157 in]

[View on TE.com >](#)

Connectors > PCB Connectors > Wire-to-Board Connectors > FFC, FPC & Ribbon Connectors > FPC Connectors



Connector System: **Flex-to-Board**

Number of Positions: **6**

Centerline (Pitch): **1 mm [.039 in]**

Insertion Force Type: **Non-ZIF**

PCB Mount Orientation: **Vertical**

Features

Product Type Features

| | |
|-----------------------------------|---|
| PCB Connector Assembly Type | PCB Mount Receptacle |
| Connector Product Type | Connector Assembly |
| Connector System | Flex-to-Board |
| Insertion Force Type | Non-ZIF |
| Sealable | No |
| Connector & Contact Terminates To | Flexible Printed Circuit (FPC), Printed Circuit Board |

Configuration Features

| | |
|-----------------------------------|----------|
| Compatible With Wire & Cable Type | FFC, FPC |
| Number of Rows | 1 |
| Number of Positions | 6 |
| PCB Mount Orientation | Vertical |

Electrical Characteristics

| | |
|-------------------|---------|
| Operating Voltage | 125 VAC |
|-------------------|---------|



Contact Features

| | |
|---|------------------|
| Contact Layout | Staggered Type A |
| PCB Contact Termination Area Plating Material Thickness | 1 µm[39.37 µin] |
| Contact Type | Socket |
| Contact Mating Area Plating Material Thickness | 1 µm[39.37 µin] |
| PCB Contact Termination Area Plating Material Finish | Matte |
| Contact Shape & Form | Single Beam |
| Contact Mating Area Plating Material Finish | Matte |
| PCB Contact Termination Area Plating Material | Tin |
| Contact Base Material | Phosphor Bronze |
| Contact Mating Area Plating Material | Tin |
| Contact Current Rating (Max) | 1 A |

Termination Features

| | |
|---|---------------|
| Termination Method to Printed Circuit Board | Surface Mount |
|---|---------------|

Mechanical Attachment

| | |
|-------------------------|-------------|
| Mating Alignment | With |
| PCB Mount Alignment | Without |
| PCB Mount Retention | Without |
| Connector Mounting Type | Board Mount |

Housing Features

| | |
|--------------------|---------------|
| Housing Material | Nylon GF |
| Housing Color | Natural |
| Centerline (Pitch) | 1 mm[.039 in] |

Dimensions

| | |
|------------------------------|----------------|
| Connector Length | 7 mm[.314 in] |
| Connector Height | 5.6 mm[.22 in] |
| Connector Width | 4 mm[.157 in] |
| Accepts Flex Cable Thickness | .3 mm[.012 in] |

Usage Conditions

| | |
|-----------------------------|--------------------------|
| Operating Temperature Range | -20 – 85 °C[-4 – 185 °F] |
|-----------------------------|--------------------------|

Operation/Application

| | |
|---------------------|--------|
| Circuit Application | Signal |
|---------------------|--------|



Identification Marking

| | |
|--------------------------------|------|
| Circuit Identification Feature | With |
|--------------------------------|------|

Packaging Features

| | |
|--------------------|-------------|
| Packaging Quantity | 800 |
| Packaging Method | Tape & Reel |

Product Compliance


[For compliance documentation, visit the product page on TE.com>](#)

| | |
|---|---|
| EU RoHS Directive 2011/65/EU | Compliant |
| EU ELV Directive 2000/53/EC | Compliant |
| China RoHS 2 Directive MIIT Order No 32, 2016 | No Restricted Materials Above Threshold |
| EU REACH Regulation (EC) No. 1907/2006 | Current ECHA Candidate List: JAN 2022 (223) Candidate List Declared Against: JAN 2021 (211) SVHC > Threshold: Not Yet Reviewed |
| Halogen Content | Not Low Halogen - contains Br or Cl > 900 ppm. |
| Solder Process Capability | Reflow solder capable to 245°C |

Product Compliance Disclaimer

This information is provided based on reasonable inquiry of our suppliers and represents our current actual knowledge based on the information they provided. This information is subject to change. The part numbers that TE has identified as EU RoHS compliant have a maximum concentration of 0.1% by weight in homogenous materials for lead, hexavalent chromium, mercury, PBB, PBDE, DBP, BBP, DEHP, DIBP, and 0.01% for cadmium, or qualify for an exemption to these limits as defined in the Annexes of Directive 2011/65/EU (RoHS2). Finished electrical and electronic equipment products will be CE marked as required by Directive 2011/65/EU. Components may not be CE marked. Additionally, the part numbers that TE has identified as EU ELV compliant have a maximum concentration of 0.1% by weight in homogenous materials for lead, hexavalent chromium, and mercury, and 0.01% for cadmium, or qualify for an exemption to these limits as defined in the Annexes of Directive 2000/53/EC (ELV). Regarding the REACH Regulation, the information TE provides on SVHC in articles for this part number is based on the latest European Chemicals Agency (ECHA) 'Guidance on requirements for substances in articles' posted at this URL: <https://echa.europa.eu/guidance-documents/guidance-on-reach>

Compatible Parts



TE Part # 84982-6
1MM FFC SMT V ASSY 6P EMBOSS

Customers Also Bought



TE Part #1551631-5
1Shield Finger, Loose Piece



TE Part #1827625-1
SHIELD FINGER 3014 ANTI OVER STRESS TYPE



TE Part #1-2834011-4
4POS 3.5MM TOP ENTRY SCREWLESS CONN.



TE Part #1-2834011-5
5POS 3.5MM TOP ENTRY SCREWLESS CONN.



TE Part #5-1879494-9
CRGH0603 5% 270R 0.2W



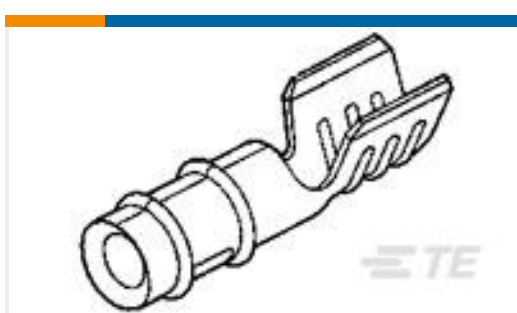
TE Part #9-1879508-7
CRGH0805 1% 100R 0.33W




TE Part #1-1879509-5
CRGH0805 1% 150R 0.33W



TE Part #2306654-3
SPRING FINGER 1.8H



TE Part #350015-2
.093 PIN RECPT 22-18 PTPPHBRZ



TE Part #1-2834011-6
6POS 3.5MM TOP ENTRY SCREWLESS CONN.

Documents

Product Drawings

1MM FFC SMT V ASSY 6P EMBOSS

English

CAD Files

3D PDF

3D

Customer View Model

ENG_CVM_CVM_1735042-6_M.2d_dxf.zip



English

Customer View Model

[ENG_CVM_CVM_1735042-6_M.3d_igs.zip](#)

English

Customer View Model

[ENG_CVM_CVM_1735042-6_M.3d_stp.zip](#)

English

By downloading the CAD file I accept and agree to the [Terms and Conditions](#) of use.

Datasheets & Catalog Pages

[1-1773959-6-flexible-printed-circuit-con](#)

English

[1-1773959-7-FPC-Connectors-CN](#)

Product Specifications

[Product Specification](#)

English

Product Environmental Compliance

[MD_1735042-6_102420162329_dmtec](#)

English

[MD_1735042-6_102420162329_dmtec](#)

English