



FPC

TE Internal #: 1734839-7

FPC Connectors, Flex-to-Board, 7 Position, .02 in [.5 mm]  
Centerline, Zero Insertion Force (ZIF), Right Angle, Surface Mount

[View on TE.com >](#)

Connectors > PCB Connectors > Wire-to-Board Connectors > FFC, FPC & Ribbon Connectors > FPC Connectors > 0.5mm FPC Connectors



Connector System: **Flex-to-Board**

Number of Positions: 7

Centerline (Pitch): .5 mm [.02 in ]

Insertion Force Type: **Zero Insertion Force (ZIF)**

PCB Mount Orientation: **Right Angle**

[All 0.5mm FPC Connectors \(160\)](#)

**Features**

**Product Type Features**

PCB Connector Assembly Type	PCB Mount Receptacle
Connector Product Type	Connector Assembly
Connector System	Flex-to-Board
Insertion Force Type	Zero Insertion Force (ZIF)
FPC Actuator Type	Stuffer (Plunger Style)
Sealable	No
Connector & Contact Terminates To	Flexible Printed Circuit (FPC), Printed Circuit Board

**Configuration Features**

Compatible With Wire & Cable Type	FFC, FPC
Number of Rows	1
Number of Positions	7
PCB Mount Orientation	Right Angle

**Electrical Characteristics**

Operating Voltage	250 VAC
-------------------	---------

**Contact Features**

Contact Layout	Inline
PCB Contact Termination Area Plating Material Thickness	.025 μm [.984 μin]



Contact Type	Socket
Contact Mating Area Plating Material Thickness	.025 $\mu\text{m}$ [.984 $\mu\text{in}$ ]
Contact Shape & Form	Single Beam
PCB Contact Termination Area Plating Material	Gold
Contact Base Material	Phosphor Bronze
Contact Mating Location	Top
Contact Mating Area Plating Material	Gold
Contact Current Rating (Max)	.5 A

### Termination Features

Termination Method to Printed Circuit Board	Surface Mount
---	---------------

### Mechanical Attachment

Mating Alignment	With
PCB Mount Alignment	Without
PCB Mount Retention	With
Connector Mounting Type	Board Mount

### Housing Features

Housing Material	LCP (Liquid Crystal Polymer)
Housing Color	Natural
Centerline (Pitch)	.5 mm [.02 in]

### Dimensions

Connector Length	8.93 mm [.352 in]
Connector Height	2.05 mm [.08 in]
Connector Width	5.1 mm [.2 in]
Accepts Flex Cable Thickness	.3 mm [.012 in]

### Usage Conditions

Operating Temperature Range	-40 – 85 $^{\circ}\text{C}$ [-40 – 185 $^{\circ}\text{F}$ ]
-----------------------------	---

### Operation/Application

Circuit Application	Signal
---------------------	--------

### Identification Marking

Circuit Identification Feature	Without
--------------------------------	---------

### Packaging Features

--	--



Packaging Quantity	1500
Packaging Method	Tape & Reel

### Product Compliance

[For compliance documentation, visit the product page on TE.com>](#)

EU RoHS Directive 2011/65/EU	Compliant
EU ELV Directive 2000/53/EC	Compliant
China RoHS 2 Directive MIIT Order No 32, 2016	No Restricted Materials Above Threshold
EU REACH Regulation (EC) No. 1907/2006	Current ECHA Candidate List: JAN 2022 (223) Candidate List Declared Against: JAN 2021 (211) SVHC > Threshold: Not Yet Reviewed
Halogen Content	Not Low Halogen - contains Br or Cl > 900 ppm.
Solder Process Capability	Reflow solder capable to 260°C

#### Product Compliance Disclaimer

This information is provided based on reasonable inquiry of our suppliers and represents our current actual knowledge based on the information they provided. This information is subject to change. The part numbers that TE has identified as EU RoHS compliant have a maximum concentration of 0.1% by weight in homogenous materials for lead, hexavalent chromium, mercury, PBB, PBDE, DBP, BBP, DEHP, DIBP, and 0.01% for cadmium, or qualify for an exemption to these limits as defined in the Annexes of Directive 2011/65/EU (RoHS2). Finished electrical and electronic equipment products will be CE marked as required by Directive 2011/65/EU. Components may not be CE marked. Additionally, the part numbers that TE has identified as EU ELV compliant have a maximum concentration of 0.1% by weight in homogenous materials for lead, hexavalent chromium, and mercury, and 0.01% for cadmium, or qualify for an exemption to these limits as defined in the Annexes of Directive 2000/53/EC (ELV). Regarding the REACH Regulation, the information TE provides on SVHC in articles for this part number is based on the latest European Chemicals Agency (ECHA) 'Guidance on requirements for substances in articles' posted at this URL: <https://echa.europa.eu/guidance-documents/guidance-on-reach>

### Customers Also Bought




TE Part #788188-1  
CPC 17-3 PLUG ASY,REV SEX



TE Part #1-1734839-2  
FPC CONN. 0.5MM PITCH T/C,12P



TE Part #331456  
TERMINAL,T-N R 4 8



TE Part #765793-000  
B-106-1802



TE Part #DTM06-3S-E004  
PLG, 3P, BLK, N



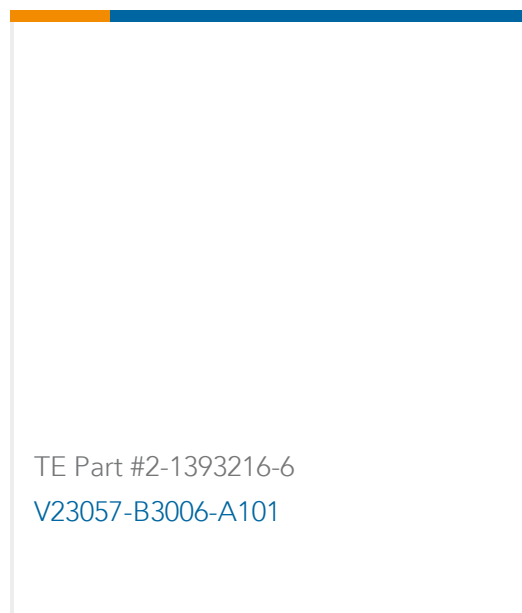
TE Part #DT06-6S-EP04  
PLG, 6P, GRY, N, CAP



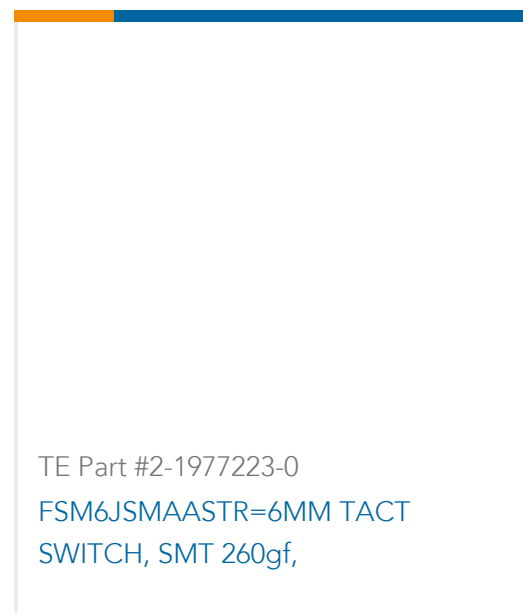
TE Part #2-1904058-5  
V23700C0001A408-EV-CBOX



TE Part #5413631-2  
JACK, R/A PCB, 50 OHM, BNC



TE Part #2-1393216-6  
V23057-B3006-A101



TE Part #2-1977223-0  
FSM6JSMASTR=6MM TACT  
SWITCH, SMT 260gf,

## Documents

### Product Drawings

[FPC CONN. 0.5MM PITCH T/C, 7P](#)

English

### CAD Files

[3D PDF](#)

3D

**Customer View Model**

[ENG\\_CVM\\_CVM\\_1734839-7\\_C.2d\\_dxf.zip](#)

English

**Customer View Model**

[ENG\\_CVM\\_CVM\\_1734839-7\\_C.3d\\_igs.zip](#)

English

**Customer View Model**

[ENG\\_CVM\\_CVM\\_1734839-7\\_C.3d\\_stp.zip](#)

English

By downloading the CAD file I accept and agree to the [Terms and Conditions](#) of use.

### Datasheets & Catalog Pages

[1-1773959-6-flexible-printed-circuit-con](#)

English

[1-1773959-7-FPC-Connectors-CN](#)

[FPC Connector Family](#)

English

[5-1773461-0\\_Standard\\_FPC\\_Connector\\_Quick\\_Reference\\_Guide](#)

English

1734839-7

FPC Connectors, Flex-to-Board, 7 Position, .02 in [.5 mm] Centerline, Zero Insertion Force (ZIF), Right Angle, Surface Mount



## Product Specifications

### Product Specification

English