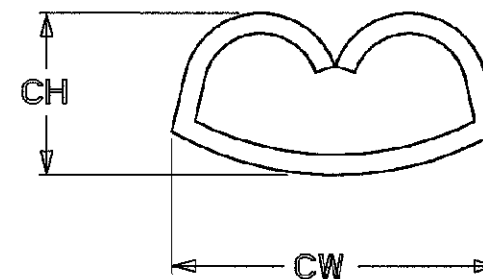
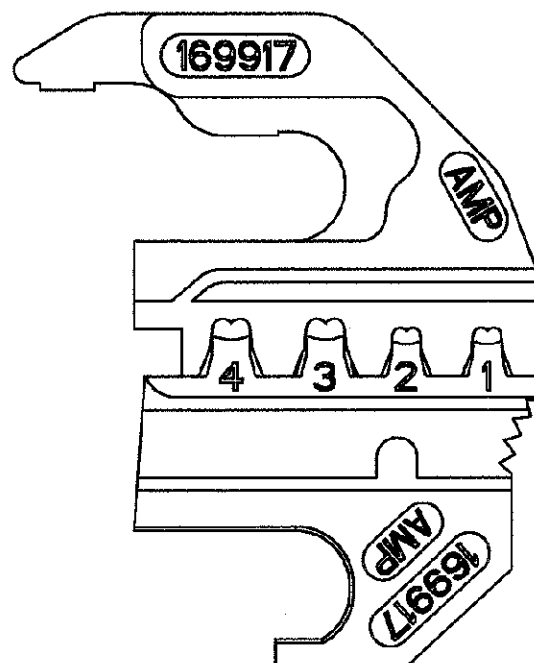
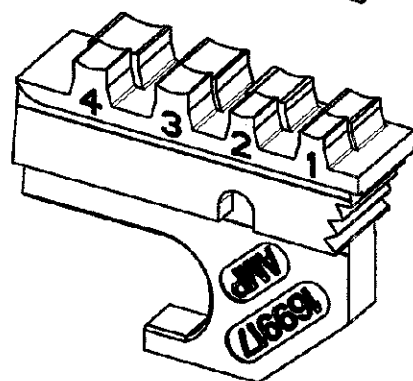
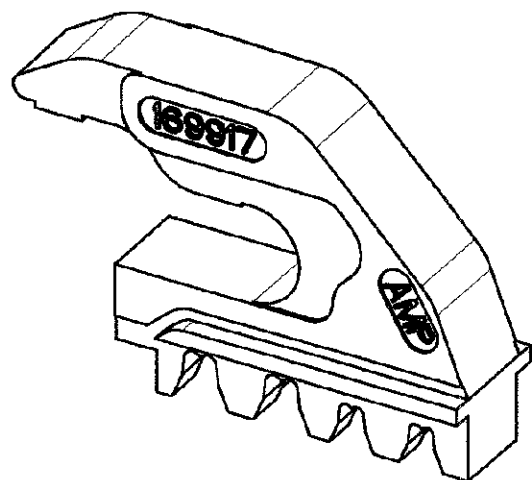


LOC
H

DIST
-

REVISIONS

LTR	DESCRIPTION	DATE	APVD
A00	REDRAWN	28 NOV 97	-
--	--	--	--
--	--	--	--

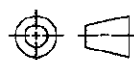


CH = CRIMP HEIGHT
CW = CRIMP WIDTH

PROF	CONTACT	WIRE RANGE	INS. RANGE	wire CH	wire CW
1	927779	0,5 - 1,0 mm ²	1,4 - 2,0 mm	1,28±0,05	2,00
2	927783	0,5 - 1,0 mm ²	2,0 - 2,7 mm	1,28±0,05	2,00
3	927777	1,25 - 2,5 mm ²	2,1 - 2,9 mm	1,60±0,05	2,80
4	927781	1,25 - 2,5 mm ²	2,7 - 3,7 mm	1,60±0,05	2,80

THIS DRAWING IS A CONTROLLED DOCUMENT FOR AMP HOLLAND B.V.
IT IS SUBJECT TO CHANGE AND THE CONTROLLING ENGINEERING
ORGANIZATION SHOULD BE CONTACTED FOR THE LATEST REVISION.

DIMENSIONS:



TOLERANCES UNLESS OTHERWISE SPECIFIED:

0 PLC	±	-
1 PLC	±	-
2 PLC	±	-
3 PLC	±	-
4 PLC	±	-
ANGLES	±	0,2°

MATERIAL

FINISH

1	Description		Material	Finish
Item no.	DWN F.H.			
CHK	-			
APVD	-			
PRODUCT SPEC	-			
APPLICATION SPEC	-			
WEIGHT	-			
NAME		AMP Communication Equipment Business Unit 's-Hertogenbosch, The Netherlands		
NAME		DIE SET for type III/XII contacts		
SIZE	CAGE CODE	DRAWING NO		
A3	00779	C- 169917		
SCALE		21	SHEET	1 OF 1 REV A00