

Device connector, front mounting - CA-1RS1N8A6L00 - 1623629

Please be informed that the data shown in this PDF Document is generated from our Online Catalog. Please find the complete data in the user's documentation. Our General Terms of Use for Downloads are valid (<http://phoenixcontact.com/download>)



Device connector for front wall, straight, shielded: yes, for standard and SPEEDCON interlock, M23, No. of pos.: 16+2+PE, type of contact: Socket, Crimp connection, Axial seal, Central fastening M20 x 1.5, can be positioned via a locking nut

Your advantages

- ✓ Safe use in the field, thanks to high degree of protection
- ✓ Connector for flexible on-site assembly
- ✓ Consistent EMC protection for reliable transmission of signals
- ✓ Crimping connection: vibration- and temperature-resistant assembly

Key Commercial Data

Packing unit	1 pc
GTIN	
GTIN	4055626191409
Weight per Piece (excluding packing)	37.000 g
Custom tariff number	85366990
Country of origin	Germany
Note	Made to Order (non-returnable)

Technical data

Data of the insulating body

Note	Order information: Order crimp contacts 16 x Ø 1 mm, 3 x Ø 1.5 mm separately
Coding	N
Insulator material	PA 6.6
Contact connection method	Crimp connection
Type of contacts	Socket
Application	Signal
Number of positions	19
Contact diameter of power contacts	1.5 mm

Device connector, front mounting - CA-1RS1N8A6L00 - 1623629

Technical data

Data of the insulating body

Nominal current per power contact at 25°C	10 A
Nominal voltage, power contact	150 V
Rated surge voltage	1.5 kV
Contact diameter of signal contacts	1 mm
Nominal current per signal contact at 25°C	8 A
Nominal voltage, signal contact	150 V
Overvoltage category	II
Degree of pollution	3

Housing data

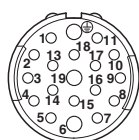
Housing material	Turned parts: copper zinc alloy (CuZn), die-cast parts: zinc (GD-Zn)
Type of locking	for standard and SPEEDCON interlock
Degree of protection (when plugged in)	IP67/IP69K
Thread type	M23

Environmental Product Compliance

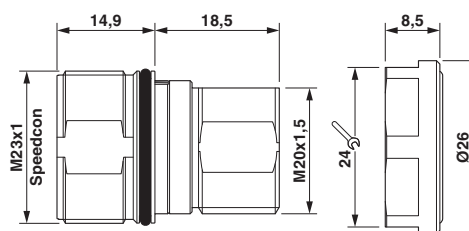
REACH SVHC	Lead 7439-92-1
China RoHS	Environmentally Friendly Use Period = 50
	For details about hazardous substances go to tab "Downloads", Category "Manufacturer's declaration"

Drawings

Schematic diagram

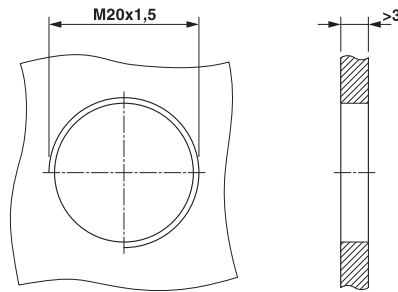


Dimensional drawing



Device connector, front mounting - CA-1RS1N8A6L00 - 1623629

Dimensional drawing



Installation dimensions

Classifications

eCl@ss

eCl@ss 4.0	272607xx
eCl@ss 4.1	27260701
eCl@ss 5.0	27143424
eCl@ss 5.1	27260700
eCl@ss 6.0	27260700
eCl@ss 7.0	27440102
eCl@ss 8.0	27440102
eCl@ss 9.0	27440102

ETIM

ETIM 5.0	EC002635
ETIM 6.0	EC002635

Approvals

Approvals

Approvals

UL Recognized / cUL Recognized / cULus Recognized

Ex Approvals

Approval details

Device connector, front mounting - CA-1RS1N8A6L00 - 1623629

Approvals

UL Recognized		http://database.ul.com/cgi-bin/XYV/template/LISEXT/1FRAME/index.htm E335019-20141210
Nominal voltage UN		150 V
Nominal current IN		8 A
mm ² /AWG/kcmil		18

cUL Recognized		http://database.ul.com/cgi-bin/XYV/template/LISEXT/1FRAME/index.htm E335019-20141210
Nominal voltage UN		150 V
Nominal current IN		5 A
mm ² /AWG/kcmil		18

cULus Recognized		http://database.ul.com/cgi-bin/XYV/template/LISEXT/1FRAME/index.htm
------------------	--	---

Accessories

Accessories

Crimp contact

Crimp contact - RC-11S2000 - 1596772



Crimp contact, turned, Single contact, contact diameter: 1 mm, crimp range: 0.08 mm² ... 0.22 mm²

Crimp contact - RC-12S2000 - 1599600



Crimp contact, turned, Single contact, contact diameter: 1 mm, crimp range: 0.14 mm² ... 0.56 mm²

Device connector, front mounting - CA-1RS1N8A6L00 - 1623629

Accessories

Crimp contact - RC-1KS2000 - 1602998



Crimp contact, turned, Single contact, contact diameter: 1 mm, crimp range: 0.5 mm² ... 1 mm²

Crimp contact - RC-15S2200 - 1627290



Crimp contact, turned, contact diameter: 1.5 mm, crimp range: 0.08 mm² ... 0.22 mm²

Crimp contact - RC-15S2000 - 1623775



Crimp contact, turned, contact diameter: 1.5 mm, crimp range: 0.5 mm² ... 1 mm²

Mounting material

Contact removal tool - CA-Z0001 - 1620699



Unlocking tool for contact carriers for snapping in the M23 signal device connectors

Color-coding - RF-Z0017 - 1620624



Color-coding, color: green

Device connector, front mounting - CA-1RS1N8A6L00 - 1623629

Accessories

Color-coding - RF-Z0018 - 1620625



Color-coding, color: orange

Color-coding - RF-Z0019 - 1620626



Color-coding, color: black

Protective cover

Protective cap - SF-Z0019 - 1607449



Plastic protection cap, with eye, IP40 for connectors with M23 external thread, RF, SF series

Protective cap - RC-Z2059 - 1604225



Plastic protection cap for connectors with M23 external thread

Plastic anti-static dust protection cap - RC-Z2469 - 1611797



Plastic protection cap, antistatic, for RF, SF, CA, RC series connectors, with M23 external thread

Device connector, front mounting - CA-1RS1N8A6L00 - 1623629

Accessories

Metal protective cap - RC-Z2104 - 1604260



Metal protection cap for signal connectors with M23 external thread

Metal protective cap - RC-Z2068 - 1604236



Metal protection cap with steel wire for signal connectors with M23 external thread

Phoenix Contact 2018 © - all rights reserved
<http://www.phoenixcontact.com>