


Up to 120 MHz (4-Terminal Pair): Lead Components

16047A Test fixture



Terminal connector: 4-Terminal pair, BNC
DUT connection: 4-Terminal
Dimensions (approx.):
 124 (W) x 31 (H) x 62 (D) mm
Weight (approx.): 205 g
Additional error:

Type of error	Impedance
Proportional error	$\pm 5 \times (f/10)^2$

f: [MHz]

Description: This test fixture is designed for impedance evaluation of axial/radial lead type devices. The 16047A employs Kelvin contacts which realize a wide impedance measurement range. The contact tip can be changed according to the device shape.

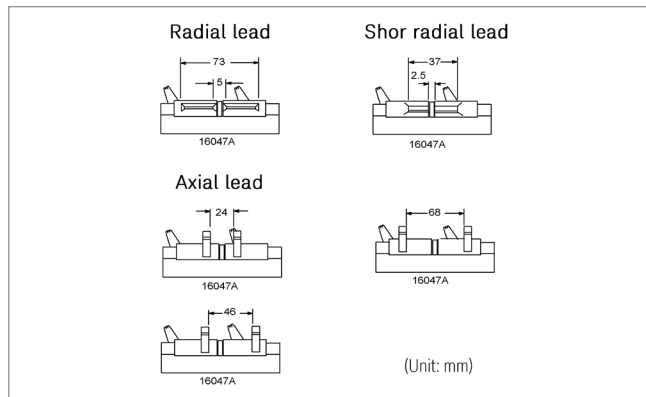
Applicable instruments: E4980A/AL, E4981A, E4990A

Frequency: DC to 13 MHz

Maximum voltage: ± 42 V peak max. (AC+DC)

Operating temperature: 0 to 55°C

DUT size: See figure with module sizes.



16047A module sizes

Furnished accessories:

Description	P/N	Qty.
Module for axial lead	16061-70022	2
Module for radial lead mounting on fixture	16061-70021	2
Module for short radial lead	16047-65001	2
Operating note	16047-90011	1

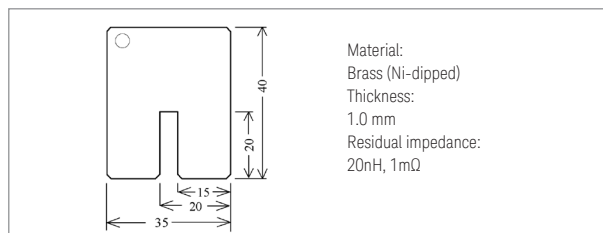
Each module size for the 16047A is shown above.

Option:

16047A-701: Add Shorting plate P/N 16047-00640

Compensation and measurement: Select one of these modules suitable for the DUT's shape. Open and short compensations are recommended before measurement. Short compensation is performed by shorting the contacts of the test fixture with a shorting plate. After performing open and short compensations, the DUT is connected to the test fixture.

P/N 16047-00640



Shorting plate

