

1473750-1 ✓ ACTIVE

AMP | TH/.025 Connector System

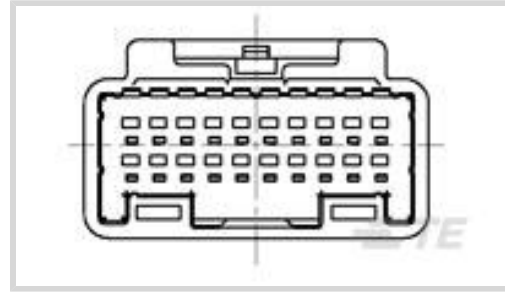
TE Internal #: 1473750-1

Housing for Male Terminals, Wire-to-Wire, 20 Position, .087 in [2.2 mm] Centerline, Natural, Signal, TH/.025 Connector System

[View on TE.com >](#)



Connectors > Automotive Connectors > Connector Housings > TH/.025 CONNECTOR SYSTEM, HOUSING



Connector & Housing Type: **Housing for Male Terminals**

Mating Tab Width: **.64 mm [.025 in]**

Connector System: **Wire-to-Wire**

Number of Positions: **20**

Centerline (Pitch): **2.2 mm [.087 in]**

[All TH/.025 CONNECTOR SYSTEM, HOUSING \(202\)](#)

Features

Product Type Features

Connector & Housing Shape	Rectangular
Connector & Housing Type	Housing for Male Terminals
Connector System	Wire-to-Wire
Sealable	No
Hybrid Connector	No
Primary Locking Feature	On the Terminal

Configuration Features

Number of Positions	20
Number of Rows	2

Electrical Characteristics

Operating Voltage	12 VDC
Nominal Voltage Architecture	12 V

Body Features

Cable Exit Angle	180°
Body Material	PBT
Primary Product Color	Natural

Contact Features



Contact Size	.63mm
Contact Type	Tab
Mating Tab Width	.64 mm[.025 in]

Mechanical Attachment

Mounting Feature	Without
Terminal Position Assurance	Yes
Strain Relief	Without
Mating Alignment Type	Polarized
Mating Alignment	With
Connector Mounting Type	Cable Mount (Free-Hanging)

Housing Features

Centerline (Pitch)	2.2 mm[.087 in]
--------------------	-----------------

Dimensions

Product Width	27.4 mm[1.079 in]
Product Length	35.2 mm[1.386 in]
Product Height	15.8 mm[.622 in]
Row-to-Row Spacing	4.24 mm[.167 in]

Usage Conditions

Operating Temperature (Max)	70 °C, 75 °C, 80 °C[158 °F][167 °F][176 °F]
Operating Temperature Range	-30 – 80 °C[-22 – 176 °F]

Operation/Application

Circuit Application	Signal
---------------------	--------

Industry Standards

UL Flammability Rating	UL 94HB
------------------------	---------

Packaging Features

Packaging Quantity	100
Packaging Method	Bag

Other

Serviceable	Yes
Connector Position Assurance Capable	No

Product Compliance



[For compliance documentation, visit the product page on TE.com>](#)

EU RoHS Directive 2011/65/EU	Compliant
EU ELV Directive 2000/53/EC	Compliant
China RoHS 2 Directive MIIT Order No 32, 2016	No Restricted Materials Above Threshold
EU REACH Regulation (EC) No. 1907/2006	Current ECHA Candidate List: JUNE 2022 (224) Candidate List Declared Against: JUNE 2022 (224) Does not contain REACH SVHC
Halogen Content	Low Halogen - Br, Cl, F, I < 900 ppm per homogenous material. Also BFR/CFR/PVC Free
Solder Process Capability	Not applicable for solder process capability

Product Compliance Disclaimer

This information is provided based on reasonable inquiry of our suppliers and represents our current actual knowledge based on the information they provided. This information is subject to change. The part numbers that TE has identified as EU RoHS compliant have a maximum concentration of 0.1% by weight in homogenous materials for lead, hexavalent chromium, mercury, PBB, PBDE, DBP, BBP, DEHP, DIBP, and 0.01% for cadmium, or qualify for an exemption to these limits as defined in the Annexes of Directive 2011/65/EU (RoHS2). Finished electrical and electronic equipment products will be CE marked as required by Directive 2011/65/EU. Components may not be CE marked. Additionally, the part numbers that TE has identified as EU ELV compliant have a maximum concentration of 0.1% by weight in homogenous materials for lead, hexavalent chromium, and mercury, and 0.01% for cadmium, or qualify for an exemption to these limits as defined in the Annexes of Directive 2000/53/EC (ELV). Regarding the REACH Regulation, the information TE provides on SVHC in articles for this part number is based on the latest European Chemicals Agency (ECHA) 'Guidance on requirements for substances in articles' posted at this URL: <https://echa.europa.eu/guidance-documents/guidance-on-reach>

Compatible Parts

 <p>TE Part # 1376109-1 025 TAB CONT</p>	 <p>TE Part # CAT-T319-CH8172 TH/.025 CONNECTOR SYSTEM, HOUSING</p>	 <p>TE Part # 1717249-1 025 IDC 10POS PLUG ASSY</p>	 <p>TE Part # CAT-M9194-T273 MULTILOCK, RECEPTACLE AND TAB</p>
---	--	--	---

Also in the Series | [TH/.025 Connector System](#)



Automotive Connector Caps & Covers (6)



Automotive Housings(203)



Automotive Seals & Cavity Plugs(2)



Automotive Terminals(25)



Insertion & Extraction Tools(4)

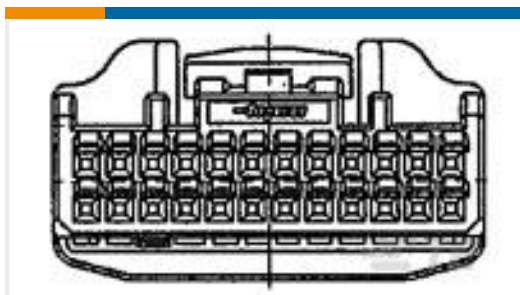


Other Automotive Connector Accessories(5)



PCB Headers & Receptacles(144)

Customers Also Bought



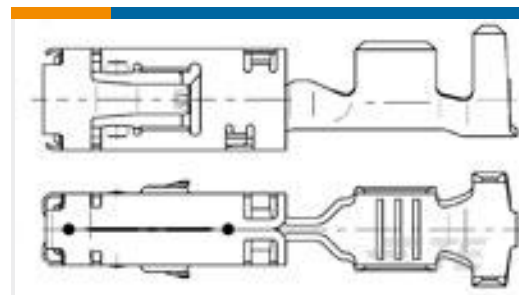
TE Part #1565380-1
025 28POS PLUG ASSY



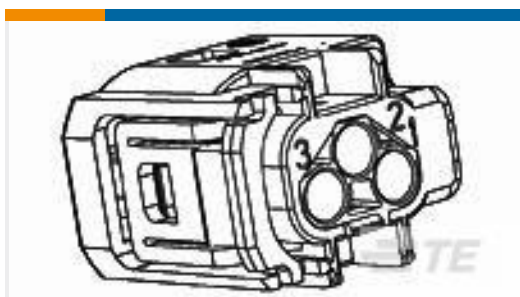
TE Part #170214-2
187 FASTON,REC.,24-20 AWG,TPBR



TE Part #60195-2
205 FASTON FLAG REC 20-14 AWG TPBR



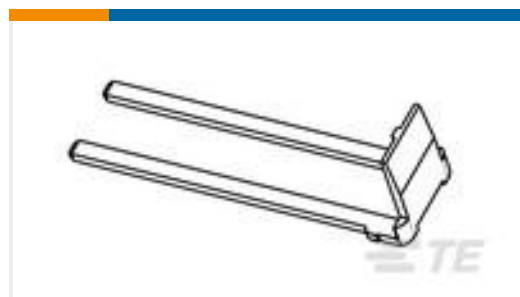
TE Part #967543-1
SENSOR FLA-KONT 2,8



TE Part #1376235-1
MQS SOCKET HSG 3P ASSY



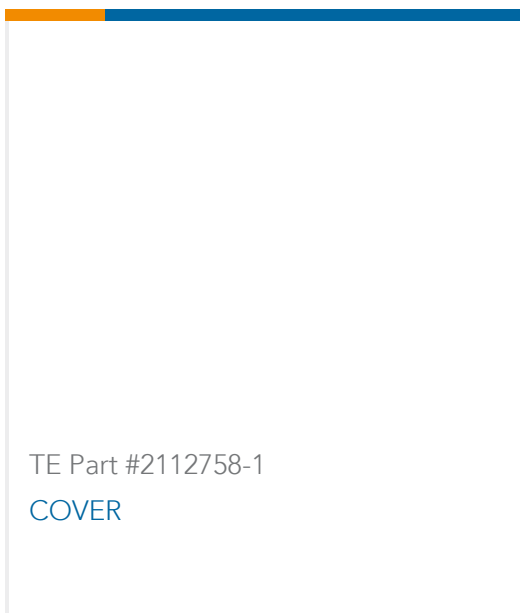
TE Part #3-2112780-4
AMP MCP, SEALED CONNECTOR HOUSING



TE Part #1670789-1
2. LOCK



TE Part #2288662-1
0.5/1.5 86P CAP ASSEMBLY



TE Part #2112758-1
COVER

Documents



Product Drawings

025 20POS CAP ASSY W TO W

Japanese

CAD Files

Customer View Model

[ENG_CVM_CVM_1473750-1_A.2d_dxf.zip](#)

English

3D PDF

3D

Customer View Model

[ENG_CVM_CVM_1473750-1_A.3d_igs.zip](#)

English

Customer View Model

[ENG_CVM_CVM_1473750-1_A.3d_stp.zip](#)

English

By downloading the CAD file I accept and agree to the [Terms and Conditions](#) of use.

Datasheets & Catalog Pages

TH/.025 Connector Series

English

Product Specifications

Application Specification

Japanese

.025 IDC Connectors

Japanese

Application Specification

Japanese

Product Environmental Compliance

Product Compliance

English

Product Compliance

English

Instruction Sheets

025 WIRE TO WIRE MALE CONNECTOR

Japanese

Instruction Sheet (non U.S.)

Japanese

025 WIRE TO WIRE MALE CONNECTOR

Japanese

Instruction Sheet (non U.S.)

Japanese

1473750-1

Housing for Male Terminals, Wire-to-Wire, 20 Position, .087 in [2.2 mm] Centerline,
Natural, Signal, TH/.025 Connector System

