

Flush-type connector - SACC-CI-M12MSL-4FE-L180 THR SH - 1425601

Please be informed that the data shown in this PDF Document is generated from our Online Catalog. Please find the complete data in the user's documentation. Our General Terms of Use for Downloads are valid (<http://phoenixcontact.com/download>)




Flush-type connector, Power, 5-position, Plug, straight, L - Power, PCB mounting, THR solder connection

Your advantages

- ✓ For compact devices: transmit high power in a confined space
- ✓ Reduced mounting costs thanks to two-piece device connector
- ✓ Packaging available for automated pick and place assembly
- ✓ All common pin assignments and codings available
- ✓ Easy device integration, thanks to mechanical port screw connections with threaded fastening
- ✓ Additional gasket for the device when not plugged in



Key Commercial Data

Packing unit	60 pc
Minimum order quantity	60 pc
GTIN	 4 055626 498553
GTIN	4055626498553
Weight per Piece (excluding packing)	10.790 g
Custom tariff number	85366990
Country of origin	Germany
Note	Made to Order (non-returnable)

Technical data

Ambient conditions

Ambient temperature (operation)	-25 °C ... 105 °C
	-40 °C ... 105 °C (without mechanical actuation)
Degree of protection	IP67 (correctly plugged in and locked)

General

Flush-type connector - SACC-CI-M12MSL-4FE-L180 THR SH - 1425601

Technical data

General

Note	The electrical and mechanical data specified assume that the connector pair is correctly locked and mounted. If the connector is unlocked and if there is a danger of contamination, the connector must be sealed using a protective cap > IP54. Influences arising from litz wires, cables or PCB assembly must also be taken into consideration.
	FE not connected to metal parts that can be touched, no protective function
Rated current at 40°C	16 A
Rated voltage	63 V
Rated surge voltage	1.5 kV
Number of positions	5
Coding	L - Power
Standards/regulations	M12 connector IEC 61076-2-111 In line with
Signal type/category	Power
Overvoltage category	III
Degree of pollution	3
Connection method	THR solder connection
Insertion/withdrawal cycles	> 100
Mounting type	PCB mounting
Type of packaging	Belt
Delivery state	with assembly pad

Material

Flammability rating according to UL 94	V0
Contact material	CuZn
Contact surface material	Au
Contact carrier material	PA4T
Sealing material	FKM

Cable

Standards/specifications	M12 connector IEC 61076-2-111 In line with
--------------------------	--

Standards and Regulations

Standard designation	M12 connector
Standards/regulations	IEC 61076-2-111
Flammability rating according to UL 94	V0

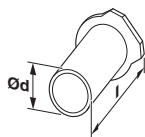
Environmental Product Compliance

REACH SVHC	Lead 7439-92-1
China RoHS	Environmentally Friendly Use Period = 50
	For details about hazardous substances go to tab "Downloads", Category "Manufacturer's declaration"

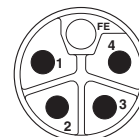
Drawings

Flush-type connector - SACC-CI-M12MSL-4FE-L180 THR SH - 1425601

Dimensional drawing



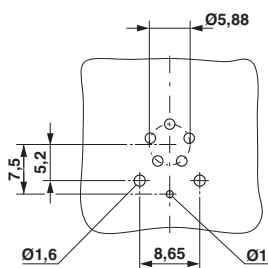
Schematic diagram



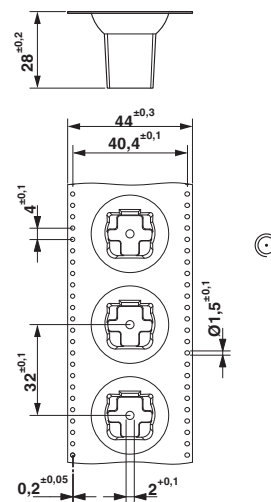
Dimensional drawings can be found under Downloads

Pin assignment of M12 connector, 5-pos., L-coded, pin side view

Drilling diagram



Dimensional drawing



Soldering pad geometry

THR tape-on-reel packing

Classifications

eCl@ss

eCl@ss 4.0	27140815
eCl@ss 4.1	27140815
eCl@ss 5.0	27143423
eCl@ss 5.1	27143423
eCl@ss 6.0	27143423
eCl@ss 7.0	27449001
eCl@ss 8.0	27440103
eCl@ss 9.0	27440103

ETIM

ETIM 6.0	EC002061
----------	----------

Approvals

Approvals

Flush-type connector - SACC-CI-M12MSL-4FE-L180 THR SH - 1425601

Approvals

Approvals

cULus Recognized

Ex Approvals

Approval details

cULus Recognized		http://database.ul.com/cgi-bin/XYV/template/LISEXT/1FRAME/index.htm E468743-20180113
Nominal voltage UN	63 V	
Nominal current IN	16 A	

Accessories

Accessories

Panel mounting base

Housing screw connection - SACC-FP-M-M12/M14 THR PW - 1420824



Housing screw connection with M12 standard thread, with O-ring, for 2-piece K, L, and M-coded THR contact carriers

Housing screw connection - SACC-BP-M-M12/M15-6-THR PW - 1420826



Housing screw connection with M12 standard thread, with O-ring, for 2-piece K, L, and M-coded THR contact carriers
