

SENCITY® Rondo 600 MIMO Antenna 1399.31.0007

Description

Indoor DAS omni-directional antenna for In-Building Coverage
617 MHz up to 4200 MHz
AMPS, GSM, PCS, CDMA, UMTS, WiFi, WLAN 2.4, LTE
Antenna ETL tested for Plenum space (UL 2043)
Design Patent DM/088510



Product Configuration

Technical Data

Electrical Data

	Band 1	Band 2	Band 3	Band 4
Frequency (MHz)	617 - 698	698 - 790	790 - 960	1695 - 2180
VSWR	1.8	1.9	2	1.6
Impedance (Ohm)	50	50	50	50
Gain (dBi)	2.5	3.5	4.5	5
Composite power max (W)	50			
Ambient temperature (°C)	55			
Port Isolation (dB)	13	15	17	20

	Band 5	Band 6	Band 7	Band 8
Frequency (MHz)	2180 - 2400	2400 - 2500	2500 - 2690	3300 - 4200
VSWR	1.6	1.5	1.5	2
Impedance (Ohm)	50	50	50	50
Gain (dBi)	6	6.5	6.5	5.5
Port Isolation (dB)	18	18	18	21

Ports

	Port 1	Port 2
Connector	4.3-10, jack (female)	4.3-10, jack (female)
Cable Type	SUCOFORM_141_C U_CMP	SUCOFORM_141_C U_CMP
Cable Length (m)	0.35	0.35
Min. radius static (mm)	8	8
Polarization	vertical	vertical
DC grounded	Yes	Yes

Connections

	Band 1	Band 2	Band 3	Band 4	Band 5	Band 6	Band 7	Band 8
Port 1	X	X	X	X	X	X	X	X
Port 2	X	X	X	X	X	X	X	X

General Data

IMD level -155 dBc at carrier power 2x 43dBm

Gain specification defined without use of ground plane.

Radiator grounded for remote connectivity surveillance

SENCITY® Rondo 600 MIMO Antenna 1399.31.0007

Mechanical Data

Dimensions (mm)	87 x 238 (Height x Diameter)
Weight (kg)	0.82

Environmental Data

Environmental conditions	indoor
Operation temperature (°C)	0 to 55
Storage temperature (°C)	-55 to 85
Transport temperature (°C)	-55 to 85
Flammability rating	UL 94-V0
Solar radiation	UL 746C, F1
2011/65/EU (RoHS - including 2015/863 and 2017/2102)	compliant
Lead-free soldered	yes
REACH 1907/2006/EC	compliant

Plenum rated pigtail cable (UL2043)

Material Data

Radome colour	white
Radome material	PC (Polycarbonate)
Back plate/base plate material	PCB_1

Related Products

9091.99.0258 Multi function bracket for SENCITY® Rondo
Thickness of false ceiling to be < 30 mm.

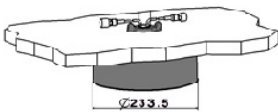
Related Documents

Mounting instruction	DOC-0000717099
Painting instruction	DOC-0000256180
Security instruction	DOC-0000278984
Outline drawing	DOU-00304163

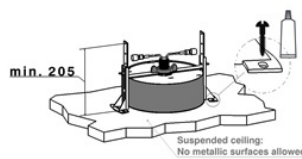
Additional Information

Mounting options

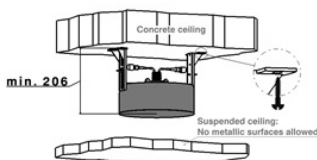
Below suspended ceiling



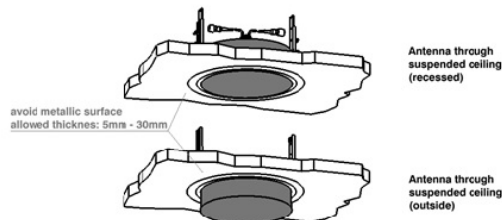
Above suspended ceiling *



On concrete ceiling *



Through suspended ceiling *



* with additional bracket 9091.99.0258