



Relays, Contactors & Switches > Relays > Power Relays



Power Relay Type: **Standard**

Coil Magnetic System: **Monostable, DC**

Coil Power Rating Class: **200 – 300 mW**

Coil Power Rating DC: **212 mW**

Coil Resistance: **118 Ω**

## Features

### Product Type Features

Power Relay Type	Standard
------------------	----------

### Electrical Characteristics

Insulation Initial Dielectric Between Coil & Contact Class	3500 – 4000 V
Insulation Initial Dielectric Between Contacts & Coil	1000 V
Contact Limiting Making Current	10 A
Contact Limiting Short-Time Current	8 A
Insulation Creepage Class	5.5 – 8 mm
Contact Limiting Continuous Current	8 A
Insulation Creepage Between Contact & Coil	8 mm [.315 in]
Contact Limiting Breaking Current	8 A
Coil Magnetic System	Monostable, DC
Coil Power Rating Class	200 – 300 mW
Coil Power Rating DC	212 mW
Coil Resistance	118 Ω
Coil Special Features	UL Coil Insulation Class A
Coil Voltage Rating	5 VDC
Contact Switching Load (Min)	100mA @ 12V
Contact Switching Voltage (Max)	400 VAC



Contact Voltage Rating	250 VAC
------------------------	---------

### Body Features

Product Weight	9.2 g [.388 oz]
----------------	-----------------

### Contact Features

Contact Arrangement	1 Form A (NO)
---------------------	---------------

Contact Current Class	5 – 10 A, 16 A
-----------------------	----------------

Contact Current Rating (Max)	8 A
------------------------------	-----

Contact Material	AgSnO <sub>2</sub>
------------------	--------------------

Contact Number of Poles	1
-------------------------	---

Relay Terminal Type	PCB-THT
---------------------	---------

### Mechanical Attachment

Relay Mounting Type	Printed Circuit Board
---------------------	-----------------------

### Dimensions

Length Class (Mechanical)	25 – 30 mm
---------------------------	------------

Width Class (Mechanical)	8 – 10 mm
--------------------------	-----------

Product Width	10 mm [.394 in]
---------------	-----------------

Product Length	28.6 mm
----------------	---------

### Usage Conditions

Environmental Ambient Temperature Class	70 – 85 °C
---	------------

Environmental Ambient Temperature (Max)	85 °C [185 °F]
---	----------------

### Packaging Features

Packaging Method	Tube
------------------	------

## Product Compliance

[For compliance documentation, visit the product page on TE.com>](#)

EU RoHS Directive 2011/65/EU	Compliant
------------------------------	-----------

EU ELV Directive 2000/53/EC	Compliant
-----------------------------	-----------

China RoHS 2 Directive MIIT Order No 32, 2016	No Restricted Materials Above Threshold
---	---

EU REACH Regulation (EC) No. 1907/2006	Current ECHA Candidate List: JAN 2022 (223) Candidate List Declared Against: JUL 2021 (219) SVHC > Threshold: Not Yet Reviewed
--	---



Halogen Content	Not Low Halogen - contains Br or Cl > 900 ppm.
-----------------	--

Solder Process Capability	Wave solder capable to 260°C
---------------------------	------------------------------

**Product Compliance Disclaimer**

This information is provided based on reasonable inquiry of our suppliers and represents our current actual knowledge based on the information they provided. This information is subject to change. The part numbers that TE has identified as EU RoHS compliant have a maximum concentration of 0.1% by weight in homogenous materials for lead, hexavalent chromium, mercury, PBB, PBDE, DBP, BBP, DEHP, DIBP, and 0.01% for cadmium, or qualify for an exemption to these limits as defined in the Annexes of Directive 2011/65/EU (RoHS2). Finished electrical and electronic equipment products will be CE marked as required by Directive 2011/65/EU. Components may not be CE marked. Additionally, the part numbers that TE has identified as EU ELV compliant have a maximum concentration of 0.1% by weight in homogenous materials for lead, hexavalent chromium, and mercury, and 0.01% for cadmium, or qualify for an exemption to these limits as defined in the Annexes of Directive 2000/53/EC (ELV). Regarding the REACH Regulation, the information TE provides on SVHC in articles for this part number is based on the latest European Chemicals Agency (ECHA) 'Guidance on requirements for substances in articles' posted at this URL: <https://echa.europa.eu/guidance-documents/guidance-on-reach>

## Compatible Parts




TE Part # 1393222-9  
V23061A1003A302=MINISTARKSTROM



TE Part # 1393222-2  
V23061A1001A302=MINISTARKSTROM

## Also in the Series | SCHRACK Low Power PCB Relays



Power Relays(20)


## Customers Also Bought




TE Part #6-1622824-1  
RL73N 1J R10 5% 5K RL



TE Part #350826-1  
04P UMNL HDR ASSY PC 94VO



TE Part #5787444-1  
HDR ASY,VERT,NO KEY,STR TAIL



TE Part #8-1879208-5  
CPF 0402 33K 0.1% 25PPM 1K RL



TE Part #8-1676481-3  
CPF 0603 22K 0.1% 25PPM 1K RL




TE Part #1-1825059-3  
ADF04S04=DIP SWT,FLUSH,SMT-GW



TE Part #1622829-2  
CRG0603 1% 10K 10K RL



TE Part #1614349-9  
RN 0603 10K 0.1% 10PPM CUT LENGTH



TE Part #3-1437356-0  
171-10G100M=10P 28A

## Documents

### CAD Files

3D PDF

3D

Customer View Model

[ENG\\_CVM\\_CVM\\_1393222-4\\_A.2d\\_dxf.zip](#)

English

Customer View Model

[ENG\\_CVM\\_CVM\\_1393222-4\\_A.3d\\_igs.zip](#)

English

Customer View Model

[ENG\\_CVM\\_CVM\\_1393222-4\\_A.3d\\_stp.zip](#)

English

By downloading the CAD file I accept and agree to the [Terms and Conditions](#) of use.

### Datasheets & Catalog Pages

[Miniature Power PCB Relay MSR](#)

English

[Industrial Relays Quick Reference Guide](#)

English



## [Industrial Relays Quick Reference Guide](#)

Japanese

## [Industrial Relays Quick Reference Guide](#)

---

## [Product Specifications](#)

[Definitions, Handling, Processing, Testing and Use of Relays](#)

English