



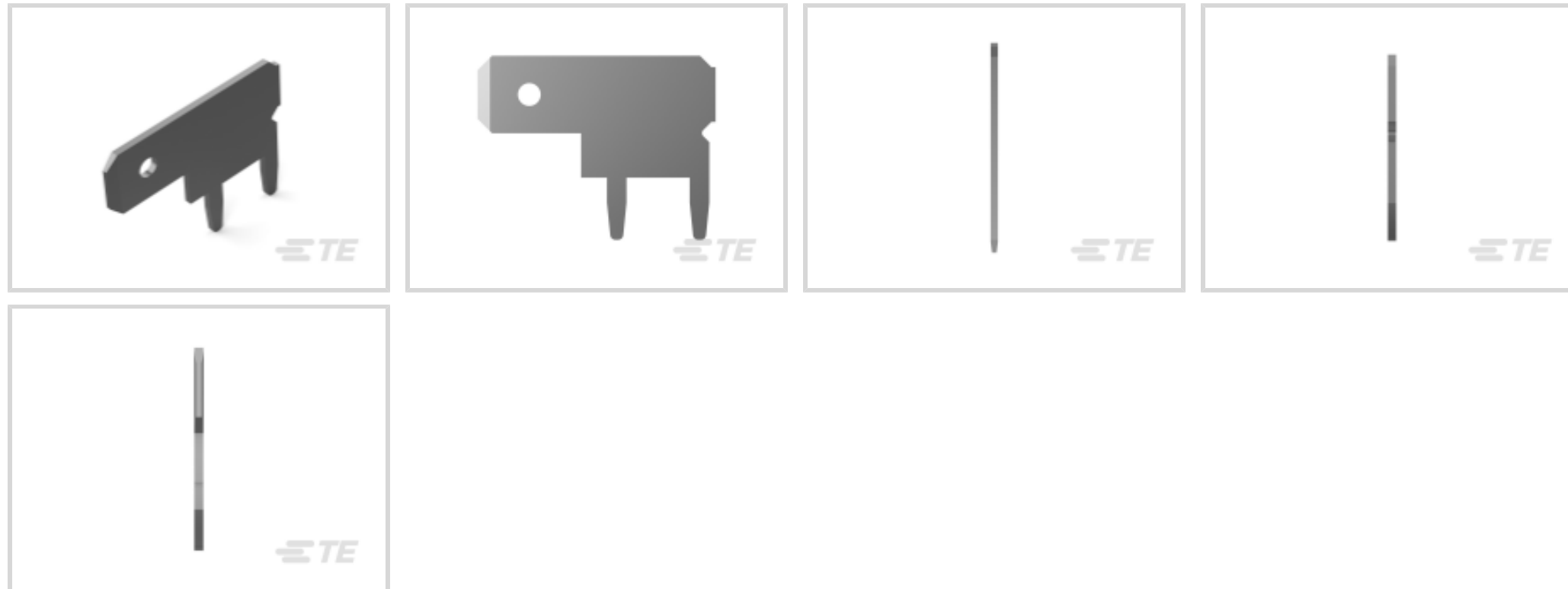
FASTON | FASTON 187

TE Internal #: 1217156-1

FASTON 187, PCB Terminals, Tab, Mating Tab Width 4.75 mm [.187 in], PCB Hole Diameter 1.32 mm [.052 in], Through Hole - Solder, Tin Plating, Nickel

[View on TE.com >](#)

Terminals & Splices > PCB Terminals



PCB Terminal Type: **Tab**

PCB Thickness (Recommended): 1.57 mm [.062 in]

Mating Tab Width: 4.75 mm [.187 in]

Mating Tab Thickness: .51 mm [.02 in]

PCB Hole Diameter: 1.32 mm [.052 in]

Features

Configuration Features

Connection Capacity	Single
Stud Hole	No
Terminal Angle	90 °

Body Features

Plating Thickness	3.81 μm[150 μin]
-------------------	------------------

Contact Features

Contact Plating Material	Tin
PCB Terminal Type	Tab
Mating Tab Width	4.75 mm[.187 in]
Mating Tab Thickness	.51 mm[.02 in]
Terminal Plating Material	Tin
Contact Underplating Material	Nickel
Terminal Size	4.75
Terminal Orientation	Straight



Termination Features

Termination Method to Printed Circuit Board	Through Hole - Solder
Product Terminates To	Printed Circuit Board

Mechanical Attachment

Wire Insulation Support	Without
-------------------------	---------

Dimensions

Extension Below Board	3.81 mm[.15 in]
Receptacle Terminal Stock Thickness	.51 mm[.02 in]
PCB Thickness (Recommended)	1.57 mm[.062 in]
PCB Hole Diameter	1.32 mm[.052 in]
Profile Height from PCB	7.47 mm[.298 in]

Usage Conditions

Insulation Requirement	Uninsulated
Operating Temperature Range	-30 – 110 °C[-22 – 230 °F]

Packaging Features

Packaging Quantity	1000
Packaging Method	Loose Piece

Product Compliance


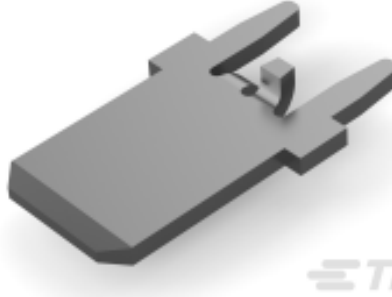





[For compliance documentation, visit the product page on TE.com>](#)

EU RoHS Directive 2011/65/EU	Compliant
EU ELV Directive 2000/53/EC	Compliant
China RoHS 2 Directive MIIT Order No 32, 2016	No Restricted Materials Above Threshold
EU REACH Regulation (EC) No. 1907/2006	Current ECHA Candidate List: JAN 2022 (223) Candidate List Declared Against: JAN 2022 (223) Does not contain REACH SVHC
Halogen Content	Low Halogen - Br, Cl, F, I < 900 ppm per homogenous material. Also BFR/CFR/PVC Free
Solder Process Capability	Not applicable for solder process capability

Product Compliance Disclaimer

This information is provided based on reasonable inquiry of our suppliers and represents our current actual knowledge based on the information they provided. This information is subject to change. The part numbers that TE has identified as EU RoHS compliant have a maximum concentration of 0.1% by weight in homogenous materials for lead, hexavalent chromium, mercury, PBB, PBDE, DBP, BBP, DEHP, DIBP, and 0.01% for cadmium, or qualify for an exemption to these limits as defined in the Annexes of Directive 2011/65/EU (RoHS2). Finished electrical and electronic equipment products will be CE marked as required by Directive 2011/65/EU. Components may not be CE marked. Additionally, the part numbers that TE has identified as EU ELV compliant have a maximum concentration of 0.1% by weight in homogenous materials for lead, hexavalent chromium, and mercury, and 0.01% for cadmium, or qualify for an exemption to these limits as defined in the Annexes of Directive 2000/53/EC (ELV). Regarding the REACH Regulation, the information TE provides on SVHC in articles for this part number is based on the latest European Chemicals Agency (ECHA) 'Guidance on requirements for substances in articles' posted at this URL: <https://echa.europa.eu/guidance-documents/guidance-on-reach>


Compatible Parts

 <p>TE Part # 1217169-1 250 FASTON,PCB TAB,TCBR</p>	 <p>TE Part # 1217167-1 250 FASTON,PCB TAB,TCBR</p>	 <p>TE Part # 63982-1 187 FASTON TAB TPBR</p>	 <p>TE Part # 1742188-1 250 FASTON,PCB TAB,TCBR</p>
 <p>TE Part # 1742803-1 FASTON 312 PCB TAB TPBR</p>	 <p>TE Part # 62437-1 110 FASTON TAB TPBR</p>	 <p>TE Part # 62747-1 FASTON 187 TAB STAKE TPBR</p>	 <p>TE Part # 60284-2 205 FASTON TAB TPBR</p>
 <p>TE Part # 725996-2 110 FASTON TAB TPBR</p>	 <p>TE Part # 1217057-1 187 FASTON,PCB TAB,TPBR</p>	 <p>TE Part # 1217756-1 187 FASTON,TAB,TNBR</p>	 <p>TE Part # 1-725996-2 110 FASTON,FLAG,PCB TAB,TPBR</p>
 <p>TE Part # 62705-1 187 FASTON TAB TPBR</p>	 <p>TE Part # 1-1217056-0 250 FASTON,PCB TAB,TPBR</p>	 <p>TE Part # 1-1217121-1 110 FASTON,PCB TAB,TPBR</p>	


Also in the Series | FASTON 187




Crimp Terminal Housings(41)



Insertion & Extraction Tools(1)



Joints & Splices(1)



PCB Terminals(48)



Quick Disconnects(214)




Splices(1)

Customers Also Bought



TE Part #2-5499141-6
A/L UNIV HDR 26P RA LG LAT BLUE




TE Part #640457-6
06P MTA100 HDR ASSY SQ R/A F/L




TE Part #5-1634513-1
BNC LOW PROFILE ELBOW SOCKET
50 OHMS



TE Part #5415322-2
SURFACE MOUNT JACK, F SERIES



TE Part #2-2176315-8
MELF SMA_A 18K 0.1% 15PPM 0204
0.4W



TE Part #2-2176315-4
MELF SMA_A 8K2 0.1% 15PPM 0204
0.4W



TE Part #1825428-4
ARF0810K04=LOW P HYBRID DIP, 8
POLE

Documents

Product Drawings

187 FASTON,PCB TAB,TNBR

English

CAD Files

3D PDF

3D



Customer View Model

[ENG_CVM_CVM_1217156-1_D_c-1217156-1-d.2d_dxf.zip](#)

English

Customer View Model

[ENG_CVM_CVM_1217156-1_D_c-1217156-1-d.3d_igs.zip](#)

English

Customer View Model

[ENG_CVM_CVM_1217156-1_D_c-1217156-1-d.3d_stp.zip](#)

English

By downloading the CAD file I accept and agree to the [Terms and Conditions](#) of use.

Datasheets & Catalog Pages

[FASTON PCB Tabs and Receptacles](#)

English

[PRINTED CIRCUIT BOARD TERMINALS AND DISCONNECTS](#)

English

Product Specifications

[Application Specification](#)

English

Product Environmental Compliance

[MD_1217156-1_05212018835_dmtec](#)

English

[MD_1217156-1_05212018835_dmtec](#)

English

Agency Approvals

[UL Report](#)

English